



GOVERNMENT OF ANDHRA PRADESH  
GVWV&VSWS DEPARTMENT  
Auto Nagar, Vijayawada

# YSR Kalyanamasthu/ YSR Shaadi Tohfa User Manual

# Table of Contents

<b>1. Introduction .....</b>	<b>2</b>
<b>2. Mandatory validations for registration of applications .....</b>	<b>3</b>
<b>3. Applying for YSR Kalyanamasthu/YSR Shaadi Tohfa 2022 .....</b>	<b>3</b>
3.1 Login Page: NBM portal Login for DA/WEDPS.....	3
3.2 Bride and Groom Basic Details.....	5
3.3 Bride and Groom New Application Form .....	7
<b>4. Verification of Applications for YSR Kalyanamasthu/YSR Shaadi Tohfa .....</b>	<b>16</b>
4.1 Verification by WEA/WWDS: .....	17
4.2 Verification by MPDO/MC .....	20
4.3 Verification by PD DRDA .....	24
4.4 Verification by District Collector .....	27
<b>5. Frequently Asked Questions .....</b>	<b>30</b>

## 1. Introduction

- The objective of the scheme is to provide financial assistance to poor families belonging to SC/ST/BC/Minorities/Differently Abled/BOCWWB in conducting their daughter's marriage in a dignified manner.
- The financial assistance is to be provided as mentioned below.

S No	Marriage Category	Benefit Amount (Rs)
1	Scheduled Caste (SC)	1,00,000/-
2	Scheduled Caste (SC) Inter Caste	1,20,000/-
3	Scheduled Tribe (ST)	1,00,000/-
4	Scheduled Tribe (ST) Inter Caste	1,20,000/-
5	Backward Classes (BC)	50,000/-
6	Backward Classes (BC) Inter Caste	75,000/-
7	Minorities	1,00,000/-
8	Differently Abled	1,50,000/-
9	BOCWWB Member	40,000/-

- Both Bride's and Groom's household must be eligible as per scheme guidelines.
- Marriage Category to be considered is as follows:

	Bride	Groom	Marriage Category
1	SC	SC	Same Caste
2	SC	Any Caste Other than SC	Inter Caste
3	ST	ST	Same Caste
4	ST	Any Caste Other than ST	Inter Caste
5	BC	BC	Same Caste
6	BC	Any Caste Other than BC	Inter Caste
7	OC Minorities Including OC-Muslim	Caste same as Bride's caste	Same Caste
8	OC Minorities Including OC-Muslim	Any Caste Other than bride's Caste	Inter Caste
9	Any Caste -Differently Abled	Any Caste	Differently Abled
10	Any Caste	Any Caste-Differently Abled	
11	Any Caste-Differently Abled	Any Caste-Differently Abled	
12	Any Caste BOCWWB Member (either Bride or parent or both can be BOCWWB member)	Any Caste	BOCWWB
13	Bride is OC (Not Differently Abled or Not BOCWWB member)	SC, ST, BC, OC-Minorities, BOCWWB Member	Ineligible to apply

## 2. Mandatory validations for registration of applications

- The bride must be above 18 years and Groom must be above 21 years as on the Date of Marriage. The age of bride and groom is fetched at the beginning of the application from Aadhaar through biometric authentication.
- The application registration for the scheme should be done within 60 days from Date of Marriage.
- Only marriages conducted after 01/10/2022 are eligible to apply for the scheme.
- Both Bride and Groom should have 10<sup>th</sup> class Pass certificate. If 10<sup>th</sup> Board is SSC, then system automatically validates the certificate. If 10<sup>th</sup> certificate belongs to other boards, then upload scanned copy of 10<sup>th</sup> class certificate, which will be verified by authorities.
- The Caste and Income certificates must be tagged with Aadhaar.
- Only Marriage Certificates tagged to Aadhaar will be validated.
- If the bride/groom or both are Differently abled, then bride's and groom's SADAREM certificate for permanent disability will be validated.
- For BOCWWB beneficiaries, membership ID will be validated with Labour Department data.

## 3. Applying for YSR Kalyanamasthu/YSR Shaadi Tohfa 2022

### 3.1 Login Page: NBM portal Login for DA/WEDPS

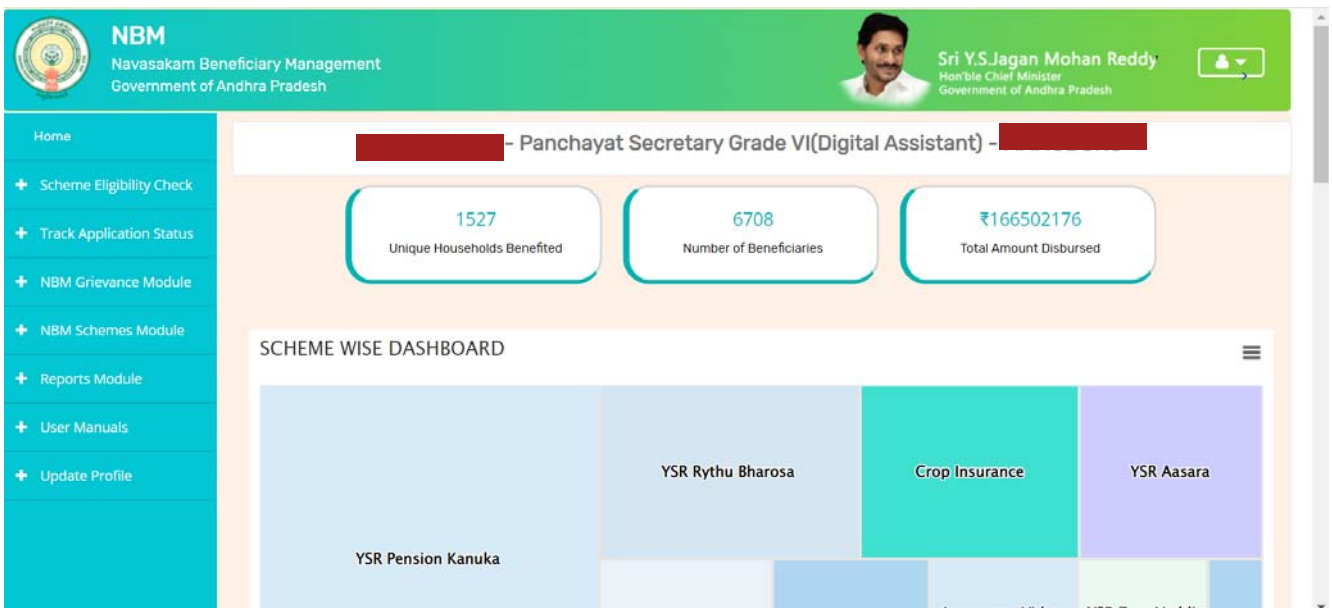
Please click on the URL <https://gsws-nbm.ap.gov.in/NBM/#!/Login> to login into the NBM Portal. The following screen is displayed. Enter the credentials to login to the NBM portal. The DA/WEDPS can use the username (combination of secretariat code and designation).

- For example, if the secretariat code is 12345678 and the designation which is DA for a DA/WEDPS, then the username would be 12345678-DA/12345678-WEDS. The password will be same as used for <https://gramawardsachivalayam.ap.gov.in/>

The screenshot displays the login interface for the NBM portal. At the top left, the NBM logo and text 'Navasakam Beneficiary Management Government of Andhra Pradesh' are visible. The top right navigation bar includes 'Home', 'Application status', 'Grievance Status', and 'Login'. The main content area features a central login form with the title 'గ్రామ - వార్డు సచివాలయము Employee Login'. The form includes a username field (partially redacted as '...-DA'), a password field (masked with dots), a CAPTCHA image showing the number '903002', and a corresponding text input field containing '903002'. A 'Login Now' button is positioned below the form. The background of the page shows a portrait of a man and several circular icons representing various services.

After logging in to the NBM portal, the left side menu bar displays the following options as shown in picture.

- Home
- Scheme Eligibility Check
- Track Application status
- NBM Grievance Module
- NBM Schemes Module
- Reports Module
- User Manuals
- Update Profile



After the DA/WEDPS logs in to their respective login, the following screen is displayed

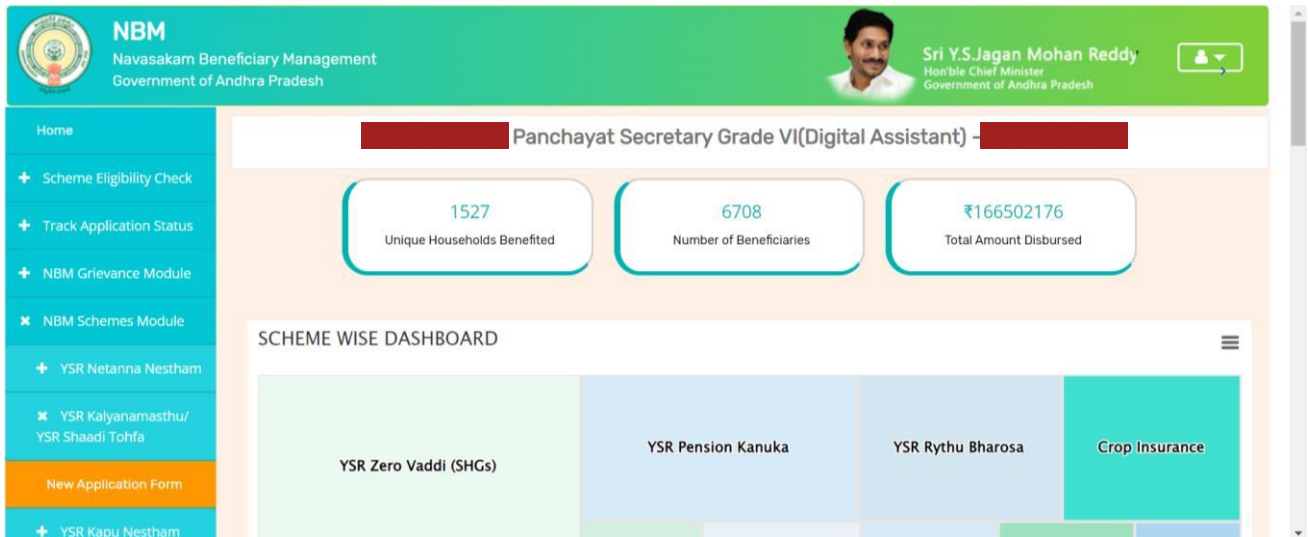


To apply for YSR Kalyanamasthu/ YSR Shaadi Tohfa Scheme follow as mentioned below. Select the “NBM Scheme Module” and click on “YSR Kalyanamasthu/ YSR Shaadi Tohfa” from the left side bar.

The following tabs will be displayed as shown in picture above.

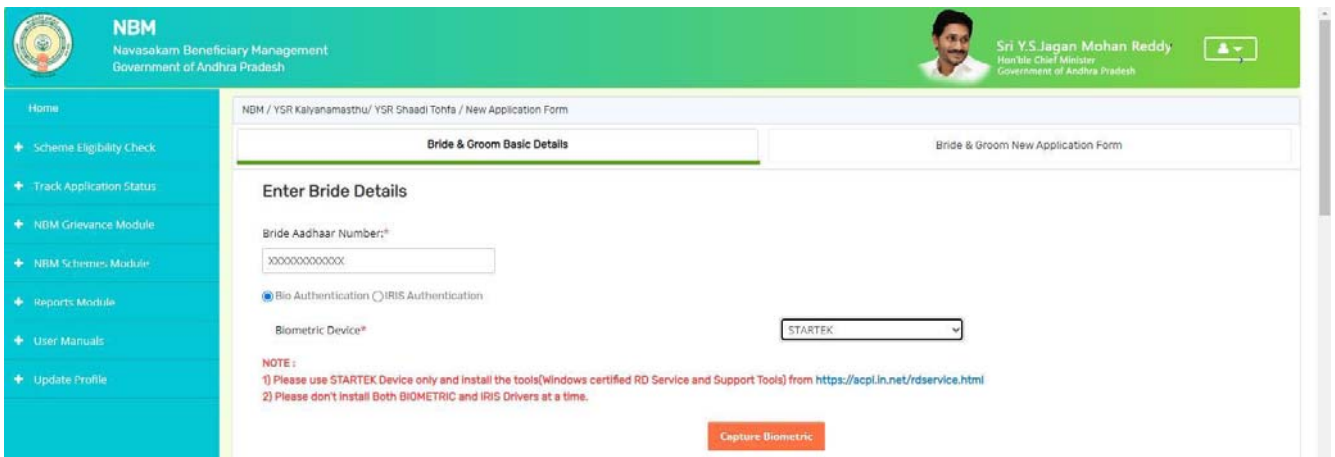
- YSR Kalyanamasthu/ YSR Shaadi Tohfa
  - New Application Form

Click on the “New Application Form” in the left side bar then the application form is opened.



### 3.2 Bride and Groom Basic Details

In the Bride and Groom Basic Details section, enter the Bride Aadhaar Number and select Authentication. Once Biometrics are captured, some details will be prefilled. All the mandatory fields marked with asterisk should be filled before proceeding further.



While taking Biometric, the screen is shown as below.

NBM  
Navasakam Beneficiary Management  
Government of Andhra Pradesh

Sri Y.S. Jagan Mohan Reddy  
Hon'ble Chief Minister  
Government of Andhra Pradesh

Home

NBM / YSR Kalyanamasthu/ YSR Shaadi Totfa / New Application Form

Bride & Groom Basic Details

Bride & Groom New Application Form

Place Finger and click capture  
PI select finger to capture  
Fingers to be captured : 2 Fingers captured : 1  
UNKNOWN  
SUBMIT Capture Finger ABORT

bio authentication  iris authentication

Biometric Device\* STARTEK

NOTE:  
1) Please use STARTEK Device only and install the tools(Windows certified RD Service and Support Tools) from <https://acpl.in.net/rdservice.html>  
2) Please don't install Both BIOMETRIC and IRIS Drivers at a time.

Capture Biometric

First Name\* Father/Husband Name\* Gender\* Date of Birth\*

If the Aadhaar number and Biometric match, some of the fields are prefilled. Details that are not pre-filled shall be filled manually.

Track Application Status

NBM Grievance Module

NBM Schemes Module

Reports Module

User Manuals

Update Profile

Enter Bride Details

Bride Aadhaar Number:\*  
XXXXXXXXXXXX

Bio Authentication  IRIS Authentication

Biometric Device\* STARTEK

NOTE:  
1) Please use STARTEK Device only and install the tools(Windows certified RD Service and Support Tools) from <https://acpl.in.net/rdservice.html>  
2) Please don't install Both BIOMETRIC and IRIS Drivers at a time.

Capture Biometric

First Name:\* Father/Husband Name:\* Gender:\* Date of Birth:\*  
Caste:\* Religion:\* Qualification:\* Marital Status:\*  
Mobile No.\* E-mail:

Permanent Address

Door No & Street Name:\* District:\* Mandal/Municipality:\* Village/Ward/Secretariat:\*  
ANAKAPALLI MUNAGAPAKA (R) THIMMARAJUPETA

Pin Code:\*  
523002

Present Address

Same As Permanent Address

Door No & Street Name:\* District:\* Mandal/Municipality:\* Village/Ward/Secretariat:\*  
ANAKAPALLI MUNAGAPAKA (R) THIMMARAJUPETA

Pin Code:\*

Similarly, enter the Groom's Aadhaar Number and Capture Biometric. Some details are prefilled. Other mandatory details shall be filled manually.

**Enter Groom Details**

Groom Aadhaar Number:\*  
XXXXXXXXXXXX

Bio Authentication  IRIS Authentication

Biometric Device\*  
STARTEK

**NOTE :**  
1) Please use STARTEK Device only and install the tools(Windows certified RD Service and Support Tools) from <https://acpl.in.net/rdservice.html>  
2) Please don't install Both BIOMETRIC and IRIS Drivers at a time.

**Capture Biometric**

First Name:\*  
[Redacted]

Father/Husband Name:\*  
[Redacted]

Gender:\*  
Male

Date of Birth:\*  
31-07-2004

Caste:\*  
SC

Religion:\*  
Christian

Qualification:\*  
MBA

Marital Status:\*  
Married

Mobile No.:\*  
[Redacted]

E-mail:  
[Redacted]

After filling both bride's and groom's basic details, click on "Continue" to fill the "Bride and Groom New Application Form".

**Permanent Address**

Door No & Street Name:\*  
33

District:\*  
ANAKAPALLI

Mandal/Municipality:\*  
MUNAGAPAKA (R)

Village/Ward/Secretariat:\*  
THIMMARAJUPETA

Pin Code:\*  
[Redacted]

**Present Address**

Same As Permanent Address

Door No & Street Name:\*  
33

District:\*  
ANAKAPALLI

Mandal/Municipality:\*  
MUNAGAPAKA (R)

Village/Ward/Secretariat:\*  
THIMMARAJUPETA

Pin Code:\*  
[Redacted]

**Clear** **Continue**

### 3.3 Bride and Groom New Application Form

Select whether the applicant is Differently abled or not. If bride is not differently abled person select "No". If bride is a differently abled person select "yes" and enter Disability number as mentioned on the SADAREM certificate and click on search.

If the SADAREM certificate number is valid and matches with the Aadhaar number of the bride, then the details of disability are fetched. Upload the scanned copy of SADAREM certificate.



**Bride Details**

Is Bride a Differently Abled:\*

**Bride Disability Certificate Details**

Disability Number	Search	Upload Certificate
<input type="text"/>	<input type="button" value="Search"/>	Document Upload*(Max Size 1 MB only PDF Allowed) <input type="button" value="Choose file"/> No file chosen

**Bride Disability Certificate Details**

Sadarem/Disability Number	Disability Type	Disability %	UID	Certification Type %
<input type="text"/>	Locomotor/DH	74.0	<input type="text"/>	PERMANENT

Enter the Bride's caste certificate number and click on search. Only caste certificates that are tagged to Aadhaar will be validated. If Caste certificate is not tagged to the Aadhaar, then applicant cannot continue to apply for the scheme.

**Bride Family Details**

Name of the Citizen	Gender	Date Of Birth	Caste	Mobile Number	Wet Land(Acres)	Dry Land(Acres)	Property(Sqft)	Vehicle
<input type="text"/>	FEMALE	<input type="text"/>	BC	<input type="text"/>	0	0	0	0
<input type="text"/>	FEMALE	<input type="text"/>	BC	<input type="text"/>	0	0	0	0
<input type="text"/>	MALE	<input type="text"/>	BC	<input type="text"/>	.37	0	0	0
<input type="text"/>	FEMALE	<input type="text"/>	BC	<input type="text"/>	0	0	0	0

**Bride Caste Certificate Details**

Caste Certificate Number	Search	Upload Certificate
<input type="text"/>	<input type="button" value="Search"/>	

If the Caste Certificate Number and the Aadhaar match, then the details associated with the bride's caste are fetched. Upload scanned copy of the Bride's Caste certificate.

<input type="text"/>	MALE	29-Jul-1982	BC	<input type="text"/>	.37	0	0	0
<input type="text"/>	FEMALE	29-Oct-1990	BC	<input type="text"/>	0	0	0	0

**Bride Caste Certificate Details**

Caste Certificate Number	Search	Upload Certificate
<input type="text"/>	<input type="button" value="Search"/>	Document Upload*(Max Size 1 MB only PDF Allowed) <input type="button" value="Choose File"/> TestineCertificate.pdf

**Bride Caste Certificate Details**

Application Id	Caste Uid	Application Type	Applicant Name	District	Mandal	Secretariat	Caste
<input type="text"/>	<input type="text"/>	IntegratedCertificate	<input type="text"/>	ANAKAPALLI	Munagapaka	Thimmarajupeta	BC

Enter the Bride's Income certificate number and click on search. Only Income certificates that are tagged to Aadhaar certified will be validated. If Income certificate is not tagged to Aadhaar certified, then applicant cannot continue to apply for the scheme.

If the Income certificate matches the bride's Aadhaar number, the Income certificate details are fetched. Upload a scanned copy of the Income certificate.

Application id	UID	Application Type	Applicant Name	District	Mandal	Secretariat	Income
[Redacted]	[Redacted]	IncomeCertificate	[Redacted]	ANAKAPALLI	Munagapaka	Thimmarajupeta	82000.C

Then, select appropriate Education certificate type. If bride has passed 10<sup>th</sup> class from SSC Board, select "SSC", if bride has passed 10<sup>th</sup> class from other boards than select "Other". If SSC is selected, enter the 10<sup>th</sup> class SSC board Hall ticket Number, and click Search.

10th Certificate Number	10th Certificate
[Redacted]	[Redacted]

The 10th class pass details of the bride will be fetched as shown below.

Hall Ticket Number	Name	STATUS	STATE	DISTRICT	MANDAL	SCHOOL NAME	DOB
[REDACTED]	[REDACTED]	PASSED	ANDHRA PRADESH	VIZIANAGARAM	VIZIANAGARAM	ST ANN'S GIRLS H S - CANTT VIZIANAGARAM	11/11/2004

If “Other” is selected as Education certificate Type, scan and upload the bride’s 10<sup>th</sup> Class pass certificate belonging to Board other than SSC

In Groom Details section, select whether the groom is Differently abled or not. If groom is not differently abled person select “No”. If groom is a differently abled person select “yes” and enter Disability number as mentioned on the SADAREM certificate and click on search.

If the SADAREM certificate number is valid and matches with the Aadhaar number of the groom, then the details of disability are fetched. Upload the scanned copy of SADAREM certificate.

Sadarem/Disability Number	Disability Type	Disability %	UID	Certification Type %
[REDACTED]	Locomotor/OH	74.0	[REDACTED]	PERMANENT

Enter the Groom's caste certificate number and click on search. Only caste certificates that are tagged to Aadhaar certified will be validated. If Caste certificate is not tagged to Aadhaar certified, then applicant cannot continue to apply for the scheme.

**Groom Details**

**Groom Family Details**

Name of the Citizen	Gender	Date Of Birth	Caste	Mobile Number	Wet Land(Acres)	Dry Land(Acres)	Property(Sqft)	Vehicle(Y/N)	Govt
[REDACTED]	MALE	01-Jun-1977	SC	[REDACTED]	0	0	0	0	Govt
[REDACTED]	FEMALE	12-May-1981	SC	[REDACTED]	.89	.38	0	0	0
[REDACTED]	FEMALE	10-May-2000	SC	[REDACTED]	0	0	0	0	0
[REDACTED]	MALE	31-Jul-2004	SC	[REDACTED]	0	0	0	0	0

**Groom Caste Certificate Details**

Caste Certificate Number: [REDACTED]  Upload Certificate

If the Caste Certificate Number and the Aadhaar match, then the details associated with the groom's caste will be fetched. Upload scanned copy of the groom's Caste certificate.

**Groom Family Details**

[REDACTED]	FEMALE	10-May-2000	SC	[REDACTED]	0	0	0	0	0
[REDACTED]	MALE	31-Jul-2004	SC	[REDACTED]	0	0	0	0	0

**Groom Caste Certificate Details**

Caste Certificate Number: [REDACTED]  Upload Certificate

Document Upload\*(Max Size 1 MB only PDF Allowed)

Choose File | TestlineCertificate.pdf

**Groom Caste Certificate Details**

Application Id	Caste Uid	Application Type	Applicant Name	District	Mandal	Secretariat	Caste	SubCaste
[REDACTED]	[REDACTED]	IntegratedCertificate	[REDACTED]	ANAKAPALLI	Munagapaka	Thimmarajupeta	SC	Mala

Enter the groom's Income certificate number and click on search. Only Income certificates that are tagged to Aadhaar certified will be validated. If Income certificate is not tagged to Aadhaar certified, then applicant cannot continue to apply for the scheme.

Applicant Name	District	Mandal	Secretariat	Caste	SubCaste	Gender(Y/N)	Authorized By Designation(Y/N)	Last Modified
[REDACTED]	ANAKAPALLI	Munagapaka	Thimmarajupeta	[REDACTED]	Mala	Male	Tahsildar	[REDACTED]

**Groom Income Certificate Details**

Income Certificate Number	Search	Upload Certificate
<input type="text" value="[REDACTED]"/>	<input type="button" value="Search"/>	

If the Income certificate matches the groom's Aadhaar number, the Income certificate details are fetched. Upload a scanned copy of the Income certificate.

**Groom Income Certificate Details**

Income Certificate Number	Search	Upload Certificate
<input type="text" value="[REDACTED]"/>	<input type="button" value="Search"/>	Document Upload*(Max Size 1 MB only PDF Allowed) <input type="button" value="Choose File"/> TestinaCertificate.pdf

**Income Certificate Details**

Application Id	UID	Application Type	Applicant Name	District	Mandal	Secretariat	Income	Gender(Y/N)
[REDACTED]	[REDACTED]	IncomeCertificate	[REDACTED]	ANAKAPALLI	Munagapaka	Thimmarajupeta	325000.00	Male

Then, select appropriate Education certificate type. If Groom has passed 10<sup>th</sup> class from SSC Board, select "SSC", if Groom has passed 10<sup>th</sup> class from other boards than select "Other"

**Groom 10th Class Certificate**

Education Certificate Type:\*  
 Select  
 Select  
**SSC**  
 Other

**Marrige Certificate**

Marriage Category:\*  
 Select

Marriage Type:\*  
 Select

Marrige Certificate Number	Search	Upload Certificate
<input type="text" value="Enter Marrige Certificate Number"/>	<input type="button" value="Search"/>	Document Upload*(Max Size 1 MB only PDF Allowed) <input type="button" value="Choose File"/> No file chosen

If SSC is selected, enter the 10<sup>th</sup> class SSC board Hall ticket Number, and click Search. The 10<sup>th</sup> class certificate details associated with the Hall ticket number are fetched and displayed as shown below.

The screenshot shows the 'Groom 10th Class Certificate' form. The 'Education Certificate Type' is set to 'SSC'. Below this, there is a section for uploading the certificate, which includes a search form. The search form has three fields: '10th Certificate Number' (with a redacted value), 'Select Year' (set to '2020'), and a 'Search' button. To the right of the search form is a '10th Certificate' section with a 'Document Upload' button and a file selection area. Below the search form, there is a table titled '10th Certificate Details' with the following data:

Hall Ticket Number	Name	STATUS	STATE	DISTRICT	MANDAL	SCHOOL NAME	DOB
[Redacted]	[Redacted]	PASSED	ANDHRA PRADESH	VIZIANAGARAM	VIZIANAGARAM	[Redacted]	[Redacted]

Select "Other" if Grooms has passed 10<sup>th</sup> class from boards other than SSC. Upload relevant document.

The screenshot shows the 'Groom 10th Class Certificate' form with 'Education Certificate Type' set to 'Other'. Below this, there is a section for uploading the certificate, which includes a 'Document Upload' button and a file selection area. The file selection area shows a file named 'TestineCertificate.odf'.

Select the Marriage category based on application.

- Same Caste
- Inter Caste
- Differently Abled
- BOCWWB Member

The screenshot shows the 'Marriage Category' form. The 'Marriage Category' dropdown menu is open, showing the following options: 'Select', 'Same Caste', 'Inter Caste' (highlighted), 'Differently Abled', and 'BOCWWB Member'. Below the dropdown, there is a section for uploading the marriage certificate, which includes a search form. The search form has two fields: 'Marriage Certificate Number' (with the placeholder text 'Enter Marriage Certificate Number') and a 'Search' button. To the right of the search form is a 'Marriage Certificate' section with a 'Document Upload' button and a file selection area. At the bottom of the form, there are three buttons: 'Clear', 'Back', and 'Submit'.

Select Marriage Type:

- 1<sup>st</sup> Marriage
- 2<sup>nd</sup> Marriage of Widow

The screenshot shows a web form titled "Marriage Certificate". It has two dropdown menus: "Marriage Category:" with "Inter Caste" selected, and "Marriage Type:" with "Select" selected. The "Marriage Type:" dropdown is open, showing "1st Marriage" and "2nd Marriage Of Widow". Below the dropdowns is a section with a "Marriage Certificate Number" input field, a "Search" button, and a "Marriage Certificate" section with a "Document Upload\*(Max Size 1 MB only PDF Allowed)" label and a "Choose file" button. At the bottom are "Clear", "Back", and "Submit" buttons.

If 1<sup>st</sup> Marriage is selected, enter Marriage certificate number, and click search. The details associated with the Marriage certificate number are fetched. Upload the Marriage certificate.

The screenshot shows the "Marriage Certificate" form after a search. The "Marriage Category:" dropdown is now "Same Caste" and "Marriage Type:" is "1st Marriage". The "Marriage Certificate Number" field contains a redacted value. The "Marriage Certificate" section shows a file named "TestineCertificate.pdf" uploaded. Below the form is a table titled "Marriage Certificate Details".

Application Id	Application Type	Applicant Name	Gender	Caste	Sub Caste	UID	MarriageDate	Venue(Y/N)	State	District	Address
[Redacted]	Marriage Certificate	[Redacted]	Female	BC	A	[Redacted]	2022	[Redacted]	[Redacted]	[Redacted]	[Redacted]

If 2<sup>nd</sup> Marriage of Widow is selected, either one or both or all three documents –

- Husband Death certificate,
- Widow Pension Card
- Affidavit

should be uploaded. After uploading the Proof of Widow documents, Enter the 2<sup>nd</sup> marriage certificate number and upload 2<sup>nd</sup> Marriage certificate

Marriage Type:  
2nd Marriage Of Widow

Upload Husband Death Certificate/Widow Pension Card/Affidavit  
Document Upload\*(Max Size 1 MB only PDF Allowed)  
Choose file | No file chosen

Upload Marriage Certificate

Marriage Certificate Number	Marriage Certificate
Enter Marriage Certificate Number	Document Upload*(Max Size 1 MB only PDF Allowed) Choose file   No file chosen

Clear Back Submit

For both Marriage types, the Marriage Certificate number must be tagged to Aadhaar certified. Click on Submit. The Application is submitted and forwarded to the WEA/WWDS. The Application ID is generated. Print Acknowledgement option is also available.

Marriage Category:  
Inter Caste

Marriage Type:  
1st Marriage

Upload Marriage Certificate

Marriage Certificate Number	Marriage Certificate
MC221003149682	Document Upload*(Max Size 1 MB only PDF Allowed) Choose file   No file chosen

Application ID : S342210111548292299 Submitted Successfully

OK

Application Id	Applicant Name	Applicant ID	Applicant DOB	Applicant Gender	Applicant Caste	Groom Caste	Venue	Panchayat/Municipality Name
MC221003149682	Anantha Rao	589236048482	14-09-2022	833893755718	BC-D	589236048482	BC-D	Function Hall KAMBHAMPADU

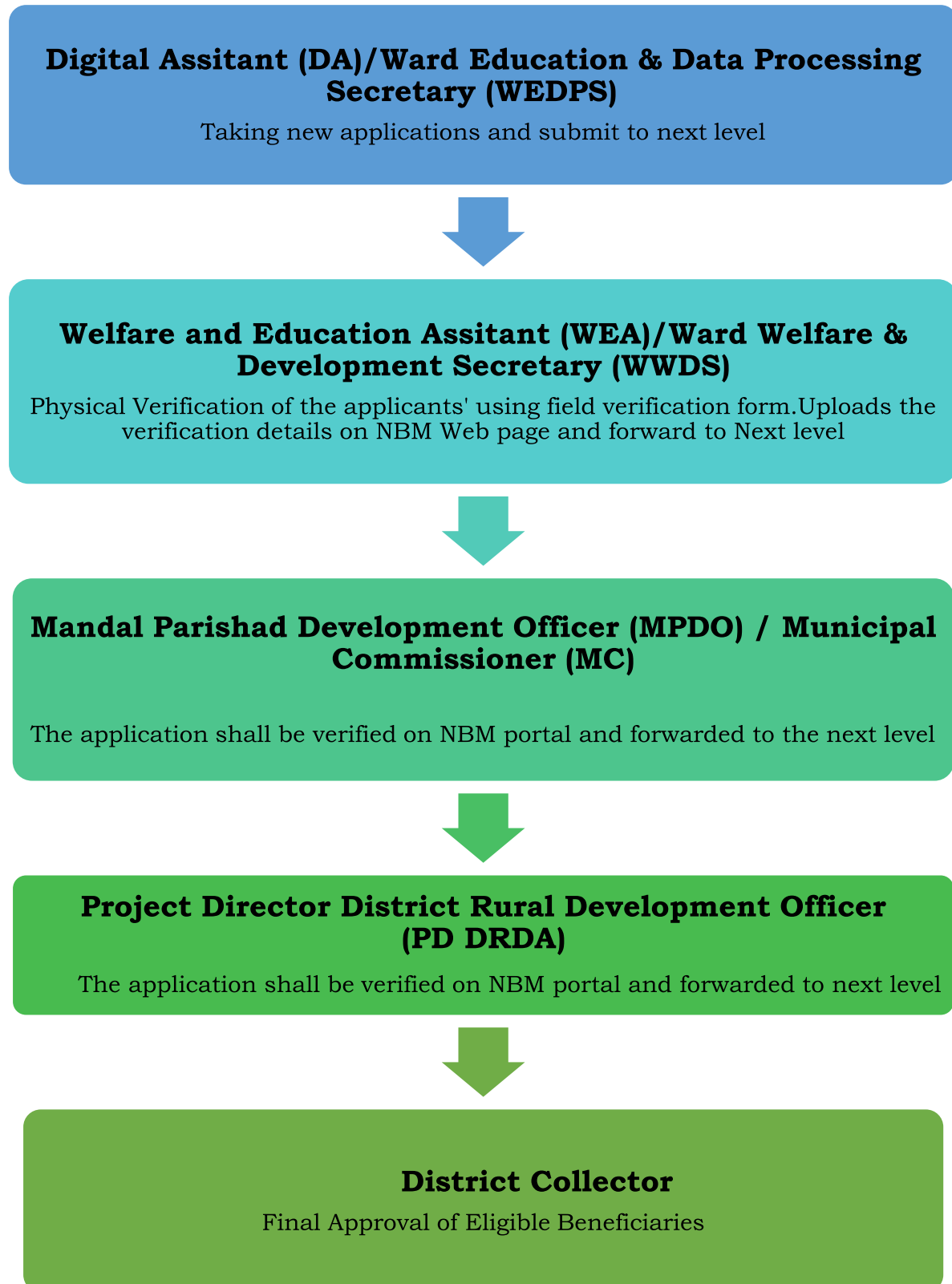
Clear Back Submit Print Acknowledgement

All rights reserved.



#### 4. Verification of Applications for YSR Kalyanamasthu/YSR Shaadi Tohfa

The verification workflow is as follows:



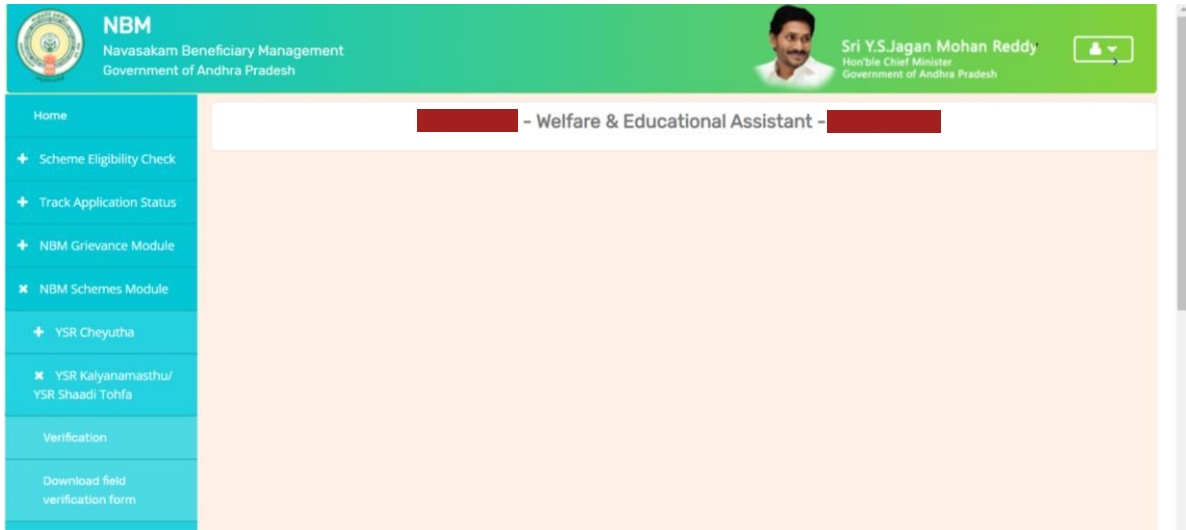
Please note that Bulk approval is not provided in any Login. Applicants have to be verified and approved individually.

## 4.1 Verification by WEA/WWDS:

Please click on the URL <https://gsws-nbm.ap.gov.in/NBM/#!/Login> to login into the NBM Portal. Enter the credentials to login to the NBM portal.

The WEA/WWDS can use the username (combination of secretariat code and designation). After login to the NBM portal by WEA/WWDS, click on NBM Schemes Module, YSR Kalyanamasthu/ YSR Shaadi Tohfa button along with other schemes will be displayed. Click on “YSR Kalyanamasthu/ YSR Shaadi Tohfa” the following will be displayed

- Verification
- Download field verification form



User can click on “Download field verification form” to download the 2-page field verification form which is as shown below:

Secretariat Details		Volunteer Name		
Secretariat Name		Volunteer Name		
Secretariat Code		Cluster ID		
Application Details				
Application ID		Marriage Category		
Marriage Certificate ID		Marriage Type		
Basic Details				
Bride Details		Bridegroom Details		
Name		Name		
Aadhaar No.		Aadhaar No.		
Date of Birth		Date of Birth		
Father's Name		Father's Name		
Caste		Caste		
Sub Caste		Sub Caste		
General Eligibility Verification				
Criterion	Bride Details		Bridegroom Details	
	As per System	As per Field	As per System	As per Field
Monthly Family Income				
Dry land holding of family				
Wet Land holding of Family				
Any person in the Family working in Central/State Govt./PSU/Private etc. with income more than 12000/-				
Electricity consumption				
Urban property				
Income tax payees		Yes <input type="checkbox"/> No <input type="checkbox"/>		Yes <input type="checkbox"/> No <input type="checkbox"/>

Scheme Specific Verifications				
Category	Bride Details		Bridegroom Details	
	As per System	As per Field	As per System	As per Field
10 <sup>th</sup> Class				
Differently Abled				
BOCWMB member in Family				Not Applicable
Bride is Widow				Not Applicable
Proof Document (If Bride is Widow)				Not Applicable
Marriage Details Verification				
Marriage Date	As per System	As per Field	Marriage Venue	As per System
			Place of Marriage	As per Field
I have personally verified the Marriage Photo				Yes <input type="checkbox"/> No <input type="checkbox"/>
I have personally verified the Wedding Card				Yes <input type="checkbox"/> No <input type="checkbox"/>
Neighbour Verification Details				
Has a neighbour confirmed the applicants' marriage details				Yes <input type="checkbox"/> No <input type="checkbox"/>
Neighbour Name		Neighbour Aadhaar		
Neighbour Signature				
Field Verifier Details				
WEA/WWDS Name		Employee ID		
Time and Date		Recommendation		
Remarks				

I solemnly swear that the above-mentioned particulars are true to the best of my knowledge and belief, and it conceals nothing and that no part of it is false. In case if found in future that the declaration given above is false, I am liable for prosecution.

Signature of the Applicant \_\_\_\_\_ Signature of the WEA/WWDS \_\_\_\_\_

When user Clicks on “Verification” button the scheme applications dashboard will be displayed as follows:

The screenshot displays the 'SCHEME Application DASHBOARD ( WEA )' interface. At the top, it shows the NBM logo and the user profile of Sri Y.S.Jagan Mohan Reddy, Hon'ble Chief Minister, Government of Andhra Pradesh. The dashboard includes a sidebar with navigation options like 'Scheme Eligibility Check', 'Track Application Status', and 'Reports Module'. The main content area features three summary boxes: 'TOTAL' with a value of 2, 'PENDING' with a value of 1, and 'COMPLETED' with a value of 1. Below these is a section titled 'Pending application to take action ( WEA )' which contains a table with the following data:

Sno	Application ID	Citizen Name	Gender	Aadhaar No.	Scheme Type	Financial Year	Mandal	Secretariat	Action
1	[REDACTED]	[REDACTED]	FEMALE	2299	YSR Kalyanamasthu/Shaaadi Tohfa	2022	KALIDINDI	KALLAPALEM	Verify

A 'Verify' button is present in the 'Action' column for the first application. A footer note mentions a Telegram group for real-time instructions.

“Verify” button is present against each application as shown above. Once the verify button is clicked upon the following screens will be displayed. Review the application details and documents.

The screenshot shows the 'SCHEME Application VERIFICATION ( WEA )' screen. It features a sidebar with navigation options and a main content area with two primary sections: 'APPLICANT DETAILS' and 'Certificate View'. The 'APPLICANT DETAILS' section displays the following information:

- APPLICATION ID: [REDACTED]
- APPLICANT NAME: [REDACTED]
- SCHEME: YSR Kalyanamasthu/Shaaadi Tohfa
- DATE OF APPLICATION: 11-OCT-2022
- GENDER: FEMALE
- AADHAAR NUMBER: [REDACTED]
- SECRETARIAT NAME: KALLAPALEM

The 'Certificate View' section shows a 'Bride Caste Certificate' with a circular official seal and a 'Next' button. Below these sections is another 'APPLICATION DETAILS' section with the following fields:

- APPLICATION ID: [REDACTED]
- APPLICANT NAME: [REDACTED]
- FATHER NAME: [REDACTED]

Family Details											
Name of the Citizen	Gender	Date Of Birth	Caste	Mobile Number	Wet Land(Acres)	Dry Land(Acres)	Property(Sqft)	Vehicle(Y/N)	Govt Employee(Y/N)	Income Tax(Y/N)	Power
[REDACTED]	MALE	21-Jun-1986	DC	[REDACTED]	84	0	0	0	Govt Employee	Y	0
[REDACTED]	FEMALE	24-Jun-1994	DC	[REDACTED]	0	0	0	0	0	0	0

Bride Basic Details									
Aadhar Number	Name	Father Name	DOB	Qualification	Mobile number	Riscard	Permanent District	Permanent Mandal	Permanent Secretariat
[REDACTED]	[REDACTED]	IT	1994-06-24T00:00:00	B.TECH	[REDACTED]		ELLURU	KALIDINDI	KALLAPALEM

Bride Caste Details						
Cast Certificate No.	Application Type	Application Name	Caste	Subcaste	Authorized by Designation	Last Modified Date
[REDACTED]	IntegratedCertificate	[REDACTED]	ST	Yerukulas	Tahsildar	2022-04-12

Bride Income Details					
Income Certificate No.	Application Type	Application Name	Income	Authorized by Designation	Last Modified Date
[REDACTED]	IncomeCertificate	[REDACTED]	160000.00	Deputy Tahsildar	2022-07-23

Bride 10th Details				
Hall Ticket No.	Board Name	Name	Status	Year of Passed
				2003

Bride Disability Details		
Disability	Disability Type	Disability %
No		

Groom Basic Details										
Aadhar Number	Name	Father Name	DOB	Qualification	Mobile number	Riscard	Permanent District	Permanent Mandal	Permanent Secretariat	Present
[REDACTED]	[REDACTED]	[REDACTED]	08-Jul-88	B.TECH			KAKINADA	KAKINADA	NEWMUNSIFFUNCTION-01	

Groom Caste Details						
Cast Certificate No.	Application Type	Application Name	Caste	Subcaste	Authorized by Designation	Last Modified Date
[REDACTED]	IntegratedCertificate	K.MALLIKA	BC-E	Shaik	Tahsildar	2022-08-24

Groom Income Details					
Income Certificate No.	Application Type	Application Name	Income	Authorized by Designation	Last Modified Date
[REDACTED]	IncomeCertificate	SINGUPURAM DARMARAO	60000.00	Deputy Tahsildar	2022-06-17

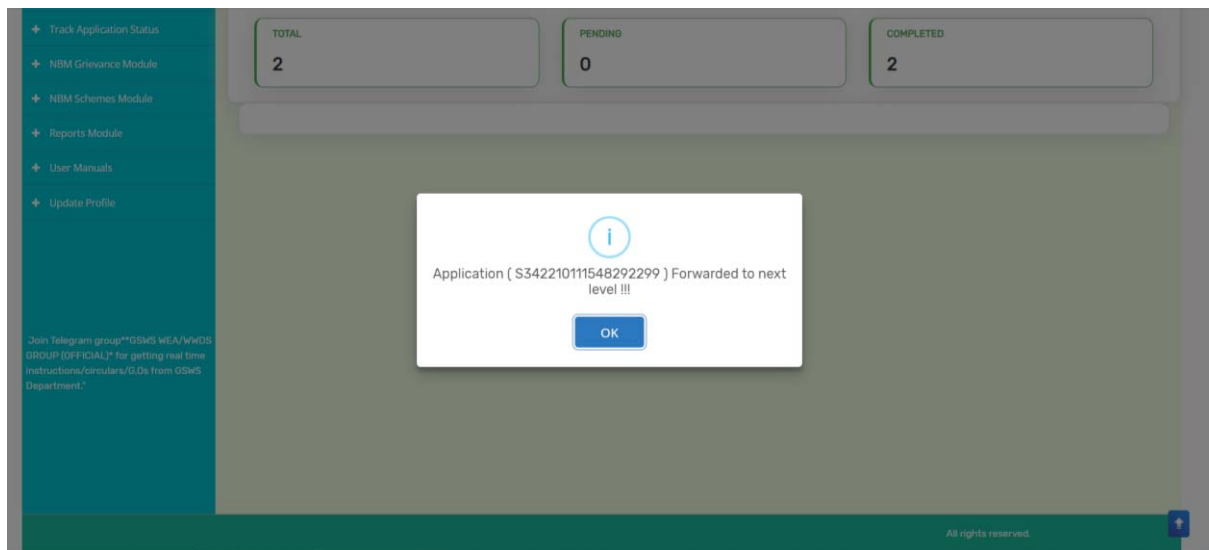
Groom 10th Details				
Hall Ticket No.	Board Name	Name	Status	Year of Passed

After conducting field verification, Select Yes/No in "Recommendation". If No is selected, mention relevant remarks. Upload the Field Verification Document and photo.

Check List	
Recommendation*	<input type="radio"/> Yes <input type="radio"/> No
Upload Field Verification Report Of WEA/WWDS*	<input type="button" value="Choose File"/> No file chosen.
Upload Photo Of Field Verification By WEA/WWDS (PDF Only)*	<input type="button" value="Choose File"/> No file chosen.
<input type="button" value="Forward"/>	

All rights reserved.

Click on Forward and the following screen is displayed.

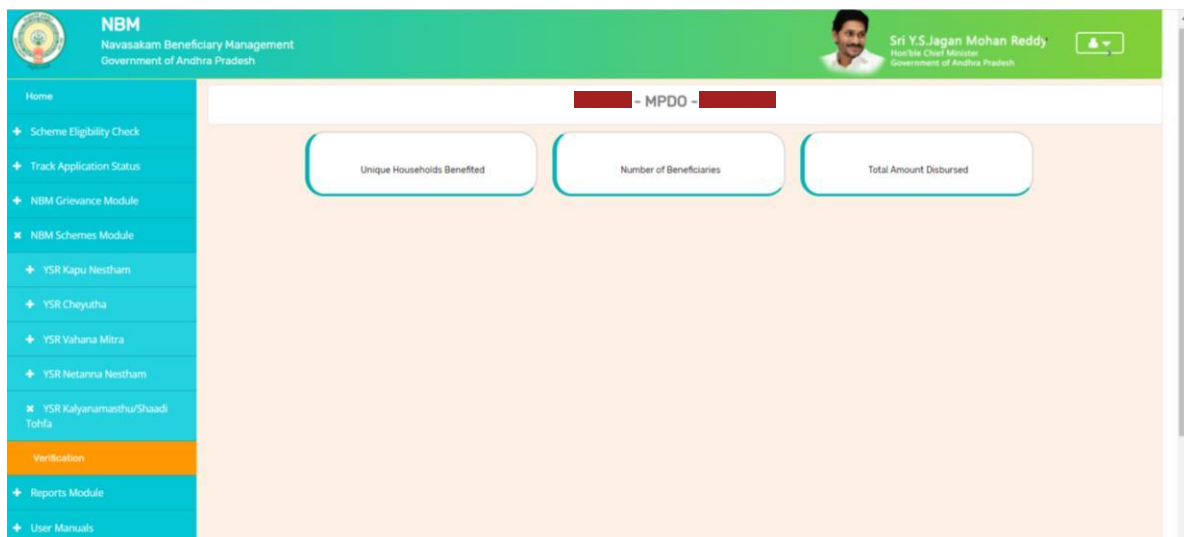


## 4.2 Verification by MPDO/MC

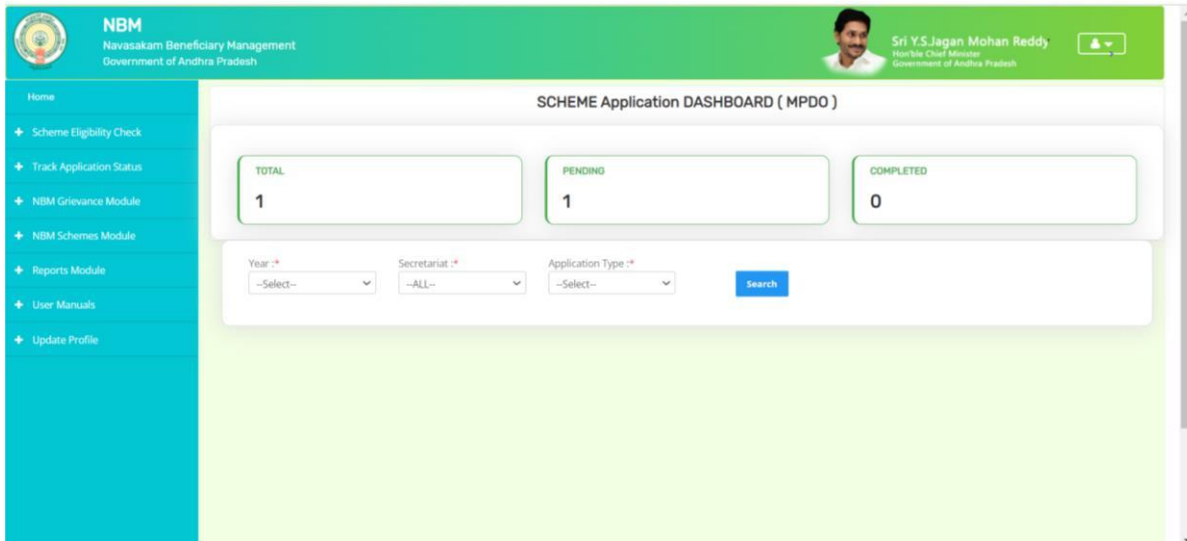
Please click on the URL <https://gsws-nbm.ap.gov.in/NBM/#!/Login> to login into the NBM Portal. Enter the credentials to login to the NBM portal.

The MPDO/MC can use the username (combination of secretariat code and designation). After login to the NBM portal by MPDO/MC, click on NBM Schemes Module, YSR Kalyanamasthu/ YSR Shaadi Tohfa button along with other schemes will be displayed. Click on “YSR Kalyanamasthu/ YSR Shaadi Tohfa” the following will be displayed

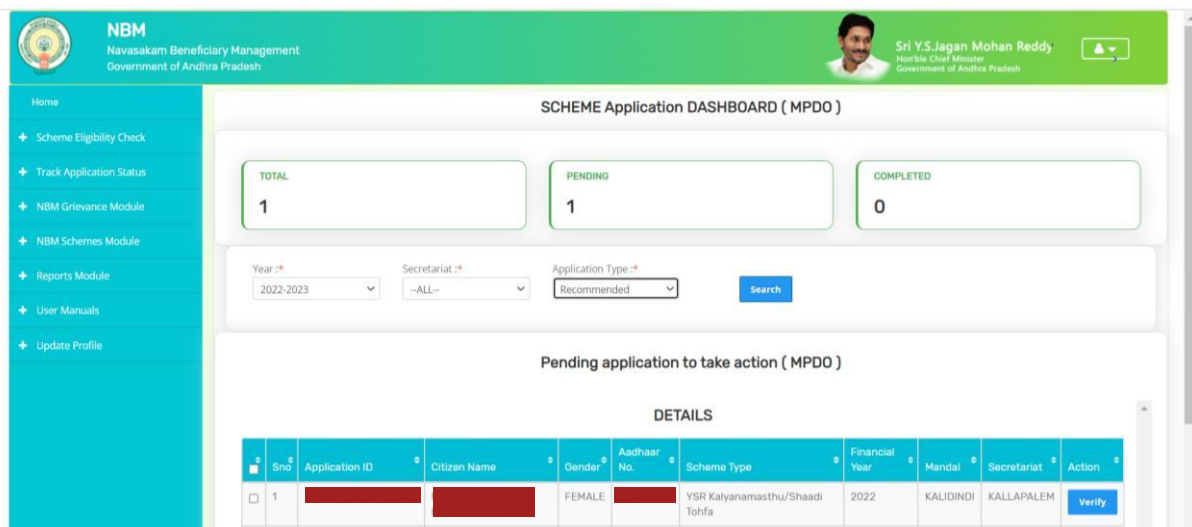
- Verification



Upon clicking “Verification”, “Scheme Application Dashboard” will be displayed as shown below.



In the Scheme Application Dashboard page, select “Year” as 2022-2023 and select relevant “Application type”.



“Verify” button is present against each application as shown above. Once the verify button is clicked upon the following screens will be displayed. Secretariat filter can be set to “All” to view all the applications.

Review the application details and documents.

Groom Basic Details										
Aadhar Number	Name	Father Name	DOB	Qualification	Mobile number	Riccard	Permanent District	Permanent Mandal	Permanent Secretariat	Present
[REDACTED]	N. [REDACTED]	[REDACTED]	08-Jul-88	B.TECH			KAKINADA	KAKINADA	NEWMUNSIFFUNCTION-01	

Groom Caste Details						
Cast Certificate No.	Application Type	Application Name	Caste	Subcaste	Authorized by Designation	Last Modified Date
[REDACTED]	IntegratedCertificate	K.MALLIKA	BC-E	Shaik	Tahsildar	2022-08-24

Groom Income Details					
Income Certificate No.	Application Type	Application Name	Income	Authorized by Designation	Last Modified Date
[REDACTED]	IncomeCertificate	SINGUPURAM DARMARAD	60000.00	Deputy Tahsildar	2022-06-17

Groom 10th Details				
Hall Ticket No.	Board Name	Name	Status	Year of Passed

After conducting field verification, Select Yes/No in “Recommendation”. If No is selected, mention relevant remarks. Upload the Field Verification document and the Field verification photo with groom and bride.

Check List	
Recommendation*	<input type="radio"/> Yes <input checked="" type="radio"/> No
Remarks*	[REDACTED]
Upload Verification Document	<input type="button" value="Choose File"/> No file chosen
<input type="button" value="Forward"/>	

All rights reserved.

After making relevant recommendation, click on forward. Below screen is displayed.

- + Track Application Status
- + NIM Grievance Module
- + NIM Schemes Module
- + Reports Module
- + User Manuals
- + Update Profile

Join Telegram group "OSWS WEA/WNDS GROUP (OFFICIAL)" for getting real time instructions/circulars/O.Ds from OSWS Department.

TOTAL	PENDING	COMPLETED
2	0	2

i

Application ( S34221011548292299 ) Forwarded to next level !!!

OK

All rights reserved.

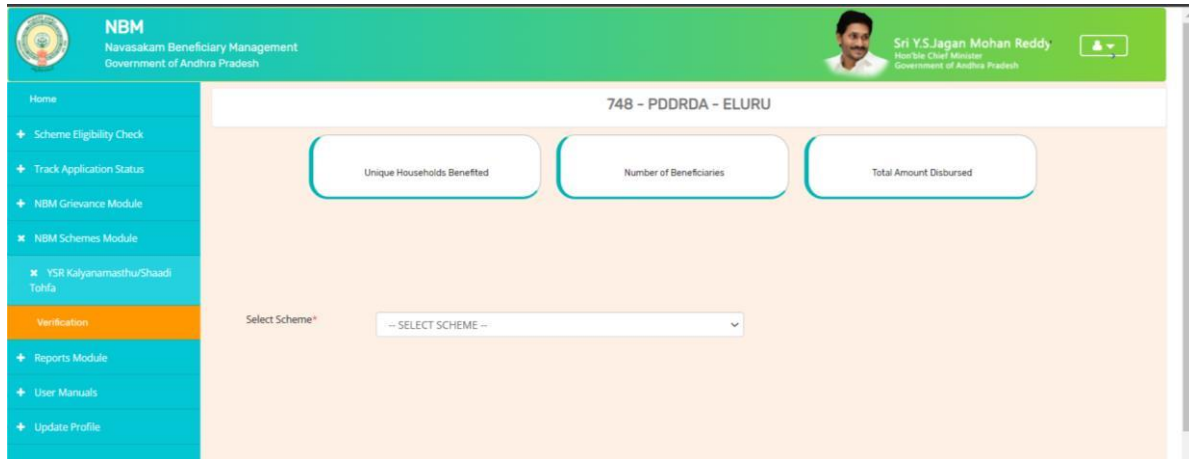


### 4.3 Verification by PD DRDA

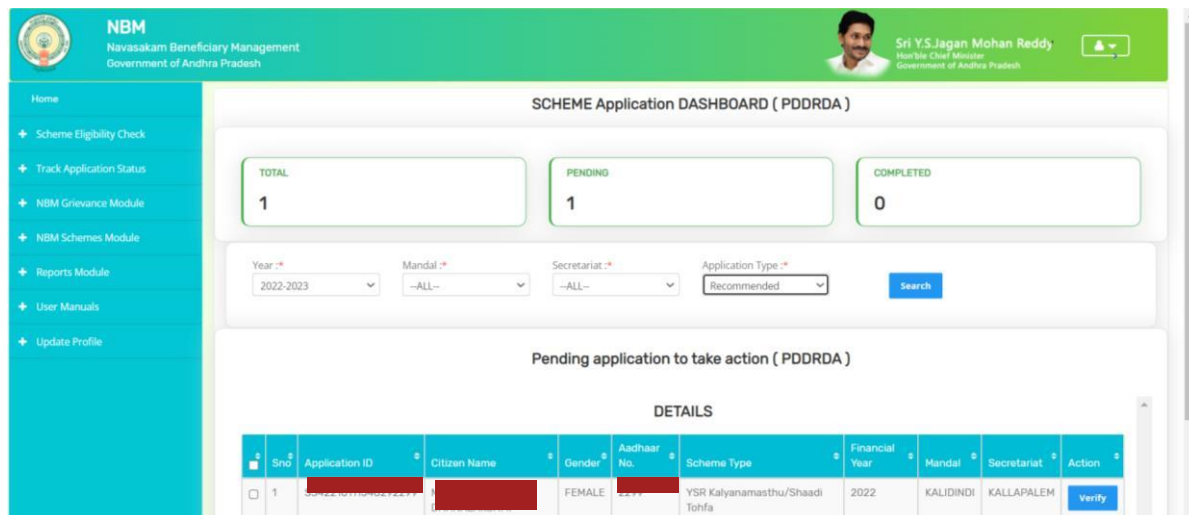
Please click on the URL <https://gsws-nbm.ap.gov.in/NBM/#!/Login> to login into the NBM Portal. Enter the credentials to login to the NBM portal.

The PD DRDA can use the username (combination of secretariat code and designation). After login to the NBM portal by PD DRDA, click on NBM Schemes Module, YSR Kalyanamasthu/ YSR Shaadi Tohfa button along with other schemes will be displayed. Click on “YSR Kalyanamasthu/ YSR Shaadi Tohfa” the following will be displayed

- Verification



Upon clicking “Verification”, “Scheme Application Dashboard” will be displayed as shown below. In the Scheme Application Dashboard page, select “Year” as 2022-2023 and select relevant “Application type”. Mandal and Secretariat filters can be set to “All” to view all the applications.



“Verify” button is present against each application as shown above. Once the verify button is clicked upon the following screens will be displayed. Review the application details and documents.

Groom Basic Details										
Aardher Number	Name	Father Name	DOB	Qualification	Mobile number	Riccard	Permanent District	Permanent Mandal	Permanent Secretariat	Present
[REDACTED]	N [REDACTED]	[REDACTED]	08-Jul-88	B.TECH			KAKINADA	KAKINADA	NEWMUNSIFFUNCTION-01	

Groom Caste Details						
Caste Certificate No.	Application Type	Application Name	Caste	Subcaste	Authorized by Designation	Last Modified Date
[REDACTED]	IntegratedCertificate	K MALLIKA	BC-E	Shaik	Tahsildar	2022-08-24

Groom Income Details					
Income Certificate No.	Application Type	Application Name	Income	Authorized by Designation	Last Modified Date
[REDACTED]	IncomeCertificate	SINGUPURAM DARMARAD	60000.00	Deputy Tahsildar	2022-06-17

Groom 10th Details				
Hall Ticket No.	Board Name	Name	Status	Year of Passed

After conducting field verification, Select Yes/No in “Recommendation”. If No is selected, mention relevant remarks.

Check List	
Recommendation*	<input type="radio"/> Yes <input checked="" type="radio"/> No
Remarks*	[REDACTED]
Upload Verification Document	<input type="button" value="Choose File"/> No file chosen
<input type="button" value="Forward"/>	

All rights reserved.

After making relevant recommendation, click on forward. Below screen is displayed.

Year: 2022-2023
Mandal: --ALL--
Secretariat: --ALL--
Application Type: Recommended

Application ( S342210111548292299 ) Forwarded to next level !!!

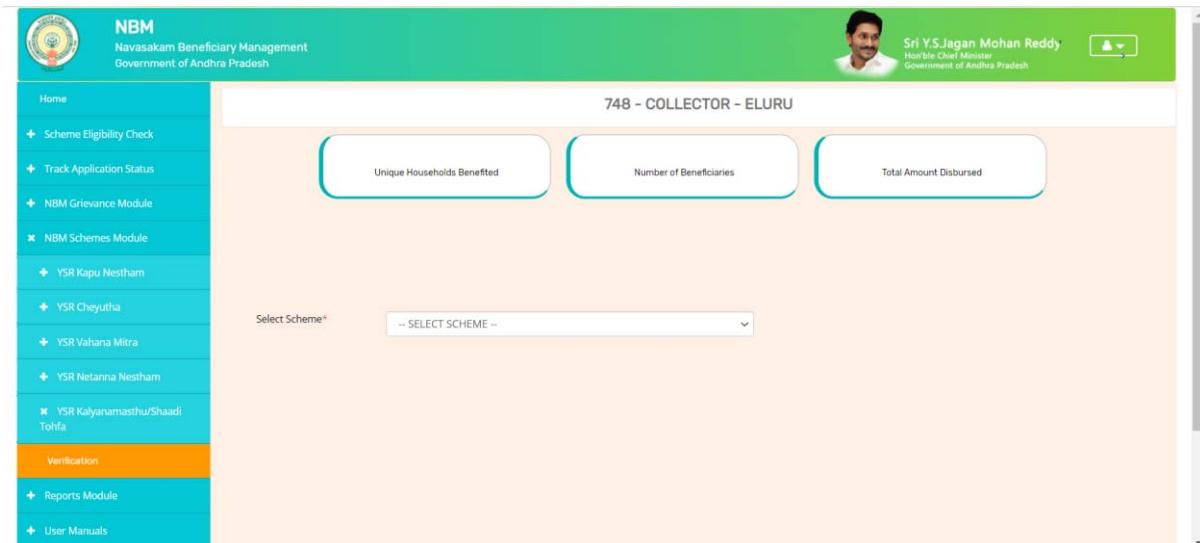
All rights reserved.

## 4.4 Verification by District Collector

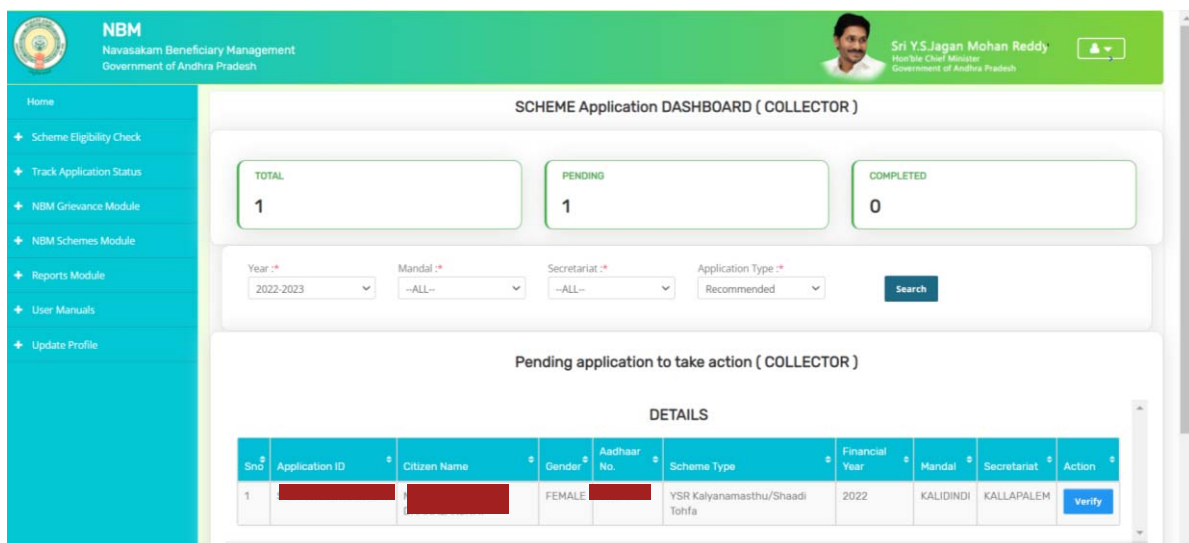
Please click on the URL <https://gsws-nbm.ap.gov.in/NBM/#!/Login> to login into the NBM Portal. Enter the credentials to login to the NBM portal.

The District Collector can use the username (combination of secretariat code and designation). After login to the NBM portal by the District Collector, click on NBM Schemes Module, YSR Kalyanamasthu/ YSR Shaadi Tohfa button along with other schemes will be displayed. Click on “YSR Kalyanamasthu/ YSR Shaadi Tohfa” the following will be displayed

- Verification



Upon clicking “Verification”, “Scheme Application Dashboard” will be displayed as shown below. In the Scheme Application Dashboard page, select “Year” as 2022-2023 and select relevant “Application type”. Mandal and Secretariat filters can be set to “All” to view all the applications.



“Verify” button is present against each application as shown in the “Scheme Application Dashboard (Collector)” page. Once the “verify” button is clicked upon the following screens will be displayed. Review the application details and documents.



- Home
- + Scheme Eligibility Check
- + Track Application Status
- + NBM Grievance Module
- + NBM Schemes Module
- + Reports Module
- + User Manuals
- + Update Profile

**SCHEME Application VERIFICATION ( PDDRDA )**

APPLICANT DETAILS	
APPLICATION ID	[REDACTED]
APPLICANT NAME	[REDACTED]
SCHEME	YSR Kalyanamasthu/Shadi Tohfa
DATE OF APPLICATION	12-OCT-2022
GENDER	FEMALE
AADHAAR NUMBER	[REDACTED]
SECRETARIAT NAME	KALLAPALEM
WEA/WWDS RECOMMENDATION	Yes
MPDO/MUCOM RECOMMENDED	Yes

Certificate View

MPDO/MUCOM SECONDARY FIELD VERIFICATION REPORT

Previous
Next

**Family Details**

Name of the Citizen	Gender	Date Of Birth	Caste	Mobile Number	Wet Land(Acres)	Dry Land(Acres)	Property(SqFt)	Vehicle(Y/N)	Govt Employee(Y/N)	Income Tax(Y/N)	Pos
[REDACTED]	MALE	21-Jun-1986	DC	[REDACTED]	.84	0	0	0	Govt Employee	Y	0
[REDACTED]	MI	FEMALE	24-Jun-1994	DC	[REDACTED]	0	0	0	0	0	0

**Bride Basic Details**

Aadhar Number	Name	Father Name	DOB	Qualification	Mobile number	Piccard	Permanent District	Permanent Mandal	Permanent Secretariat
[REDACTED]	[REDACTED]	IT	1994-06-24T00:00:00	B.TECH	[REDACTED]		ELURU	KALIDINDI	KALLAPALEM

**Bride Caste Details**

Cast Certificate No.	Application Type	Application Name	Caste	Subcaste	Authorized by Designation	Last Modified Date
[REDACTED]	IntegratedCertificate	[REDACTED]	ST	Yerukula	Tahsilidar	2022-04-12

**Bride Income Details**

Income Certificate No.	Application Type	Application Name	Income	Authorized by Designation	Last Modified Date
[REDACTED]	IncomeCertificate	[REDACTED]	180000.00	Deputy Tahsilidar	2022-07-23

**Bride 10th Details**

Hall Ticket No.	Board Name	Name	Status	Year of Passed
				2003

**Bride Disability Details**

Disability	Disability Type	Disability %
No		

Groom Basic Details										
Aadhar Number	Name	Father Name	DOB	Qualification	Mobile number	Riccard	Permanent District	Permanent Mandal	Permanent Sec'larist	Present
[REDACTED]	N [REDACTED]	[REDACTED]	08-Jul-88	B.TECH			KAKINADA	KAKINADA	NEWMUNSIFFUNCTION-01	

Groom Caste Details						
Cast Certificate No.	Application Type	Application Name	Caste	Subcaste	Authorized by Designation	Last Modified Date
[REDACTED]	IntegratedCertificate	K MALLIKA	BC-E	Shaik	Tahsildar	2022-08-24

Groom Income Details					
Income Certificate No.	Application Type	Application Name	Income	Authorized by Designation	Last Modified Date
[REDACTED]	IncomeCertificate	SINGUPURAM DARMARAD	60000.00	Deputy Tahsildar	2022-06-17

Groom 10th Details				
Hall Ticket No.	Board Name	Name	Status	Year of Passed

After reviewing the application, select Yes/No in “Recommendation”. If No is selected, mention relevant remarks. Upload the Field Verification Document. Then Click on “Approve” or “Reject”

Check List	
Recommendation*	<input type="radio"/> Yes <input type="radio"/> No
Upload Verification Document	<input type="button" value="Choose File"/> No file chosen
<input type="button" value="Approve"/> <input type="button" value="Reject"/>	

All rights reserved.

## 5.Frequently Asked Questions

Sl No	Question	Answer
1	చాలామంది బెనిఫిషరీస్ లాస్ట్ ఇయర్ మ్యారేజ్ చేసుకున్న వాళ్లు మేము కూడా అప్లై చేయవచ్చా సార్ అని అడుగుతున్నారు.	01.10.2022 తరువాత జరిగిన వివాహం మాత్రమే పరిగణింపబడుతుంది. పెళ్లి జరిగిన 60 రోజుల లోపు ధరఖాస్తు చేసుకోవాలి.
2	పెళ్లికూతురు OR పెళ్లి కొడుకు పక్క రాష్ట్రం వాళ్లు ఉంటే ఈ స్కీమ్ కి అర్హులా?	పెళ్లికూతురు మరియు పెళ్లి కొడుకు తప్పనిసరిగా ఆంధ్ర ప్రదేశ్ కి చెంది ఉండాలి.
3	పెళ్లికూతురు వాళ్ళు చాలా పేదవాళ్లు,పెళ్లి కొడుకు వాళ్ళ ఇంట్లో గవర్నమెంట్ పెన్షనర్ ఉంటే అటువంటి వాళ్ళు Eligible అవుతారా సార్..	పెళ్లికూతురు మరియు పెళ్లి కొడుకు ఇద్దరూ సిస్ స్టెప్ కి అర్హులై ఉండాలి.
4	10 వ తరగతి దూరవిద్య విధానంలో పూర్తి చేసిన వారు అర్హుల.	అర్హులు , 10 వ తరగతి పూర్తయినది అని నిర్ధారించే సర్టిఫికేట్లు “other” అనే ఆప్షన్ లో అప్లై చేయండి.
5	BOCWWB CARD కలిగిన వారు లేదా వారి కుటుంబ సభ్యులు CASTE- OC అయితే వారు ధరఖాస్తు చేసుకోవచ్చా	పెళ్లికూతురుకు కానీ తన తల్లి తండ్రులుకు కానీ BOCWWB CARD కలిగి ఉండాలి.
6	అమ్మాయికి మొదటి వివాహం అబ్బాయికి సెకండ్ marriage...ఇలాంటి cases లో ధరఖాస్తు చేయవచ్చునా	అవును ధరఖాస్తు చేసుకోవచ్చును
7	MINORTIES లో ఉండే OC MUSLIM వాళ్ళు అర్హులు అవుతారా	అవును
8	OC caste అమ్మాయి, ST caste అబ్బాయి marriage చేసుకున్నారు. అమ్మాయి కి కల్యాణమస్తు apply చేయవచ్చా..	అర్హులు కాదు. పెళ్లికూతురు SC /ST/BC/Minorities/differently abled/ BOCWWB members అయితేనే అర్హులు .
9	వరుడు మాత్రమే వికలాంగుడై ఉండి వధువు వికలాంగురాలు కాకుండా OC అయితే అర్హుల ?	అర్హులు