

क्या एक बार जमा किए गए आवेदन में किसी एंटी (डाटा) को ठीक करना संभव है?

उम्मीदवार द्वारा एक बार आवेदन पत्र जमा करने के बाद उसमें कोई डाटा या जानकारी जोड़ना या हटाना संभव नहीं है।

यदि ऐसा कुछ है जिसे अपडेट करने की आवश्यकता है जो आवेदक की उम्मीदवारी को प्रभावित कर सकता है, तो वे DSEU को spokenenglishcourse@dseu.ac.in पर लिख सकते हैं।

4. Is it necessary to send hard copies, after submitting an online application?

NO, there is no need to submit a hard copy of the application form to DSEU. However, after submitting the online application, the candidates are advised to take a printout of the same for their own reference and records. It is **NOT** to be sent to DSEU by post or through any other mode.

क्या ऑनलाइन आवेदन जमा करने के बाद हार्ड कॉपी भेजना आवश्यक है?

नहीं, आवेदन पत्र की हार्ड कॉपी डीएसईयू को जमा करने की आवश्यकता नहीं है। ऑनलाइन आवेदन जमा करने के बाद, उम्मीदवारों को सलाह दी जाती है कि वे अपने रिकॉर्ड के लिए इसका एक प्रिंटआउट लें। इसे डाक या किसी अन्य माध्यम से डीएसईयू को भेजने की ज़रूरत नहीं है।

5. What are the steps to register for the *Spoken English Course*?

Official website to register: https://english.dseu.ac.in/Index/institute_index/ins/DSEU

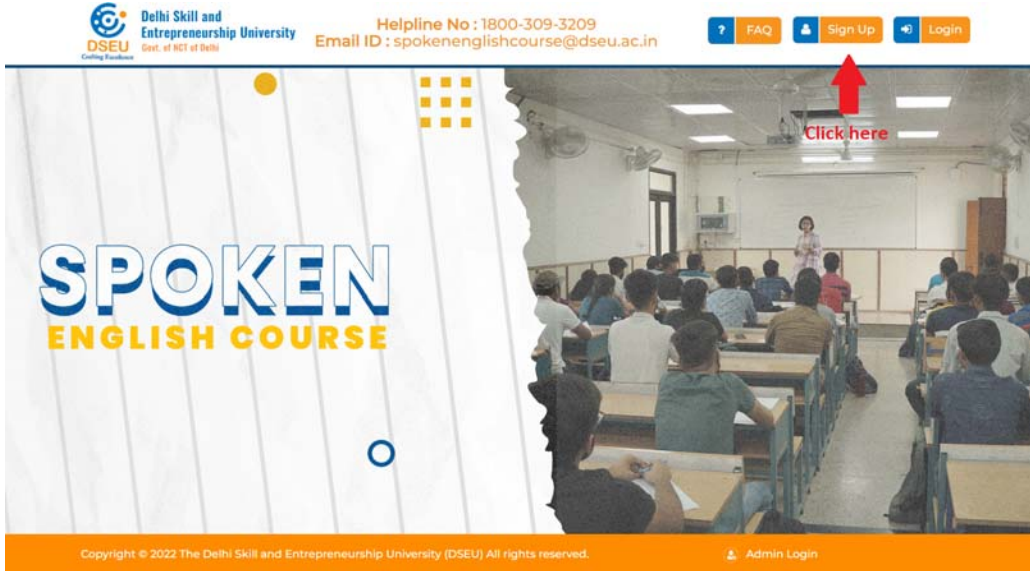
The candidates may follow these steps to register for the course:

स्पोकन इंग्लिश कोर्स के लिए रेजिस्ट्रेशन करने के लिए क्या कदम हैं?

कोर्स के लिए रेजिस्ट्रेशन करने के लिए उम्मीदवार इन चरणों का पालन कर सकते हैं:

Step 1: Click on the Sign-Up button to start registering yourself for the course.

स्टेप 1: कोर्स के लिए अपना रेजिस्ट्रेशन शुरू करने के लिए साइन-अप बटन पर क्लिक करें।



Step 2: Fill all the required details and click on the **Generate OTP button.**

स्टेप 2: सभी आवश्यक डिटेल्स भरें और जनरेट ओटीपी बटन पर क्लिक करें।

GENERAL INSTRUCTIONS FOR CANDIDATES:

- Applications for admission must be submitted online only, on this website portal.
- The last date for making online fee payment and submitting the online application is 20.08.2022 (11:59 PM), after which the system will not accept any applications.
- Candidates are advised to keep all required details and attachments (in specified sizes only) ready before proceeding to fill the application and/or make online fee payment prior to submission.
- Upon successful submission of the application, the candidate will receive an auto-generated acknowledgement email within 24 hours.
- It is the sole responsibility of the candidate to ensure that all the information provided by him/her in the application is true, complete and accurate.
- If at any stage it comes to light that a candidate is admitted to the course based on false, incomplete or inaccurate information furnished, his/her admission will be cancelled leading to expulsion from the course.
- While all efforts will be made to allot candidates to the batch/centre of their choice, final allotment will be subject to availability of the same as also administrative considerations.
- For all matters relating to admission, the decision of the University (DSEU) will be final and binding on the candidate.
- It is not possible to add or delete any data or information from the application once it is submitted by the candidate.
- After submitting the online application, the candidates are advised to take a printout of the same for his/her reference and records only. It is not to be sent to us by post or otherwise.
- All candidates will have to deposit a fee of INR 950/- online at the time of application. This amount will be refunded to the candidates upon their completing the course with atleast 80% attendance. The refund will be initiated within 2 weeks of course completion. However, candidates belonging to Economically Weaker Sections (EWS category) are not required to deposit any fee.
- Candidates may note that registering for the Spoken English Course does not guarantee admission.

Registration Form

First Name *
LATA

Middle Name
Middle Name

Last Name *
KUMAR

Mobile Number *
729006080

Email *
spokenenglishcourse@dseu.ac.in

Date of Birth *
25-07-1995

Password *
.....

Confirm Password *
.....

Captcha Code *
BNAUJ3

OTP *:
OTP

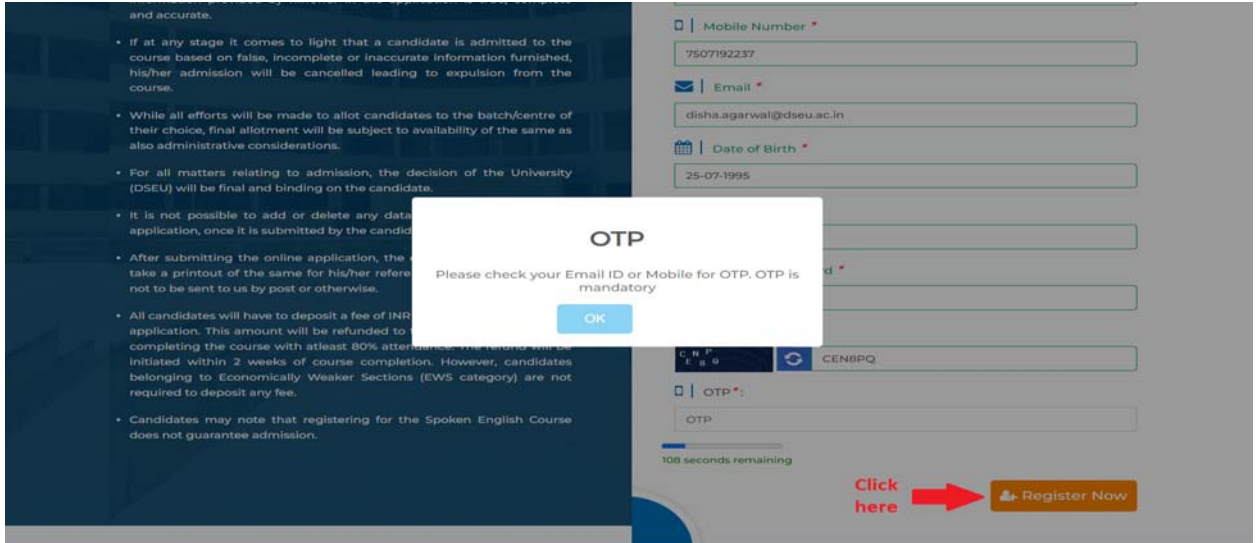
Generate OTP

Register Now

Click here

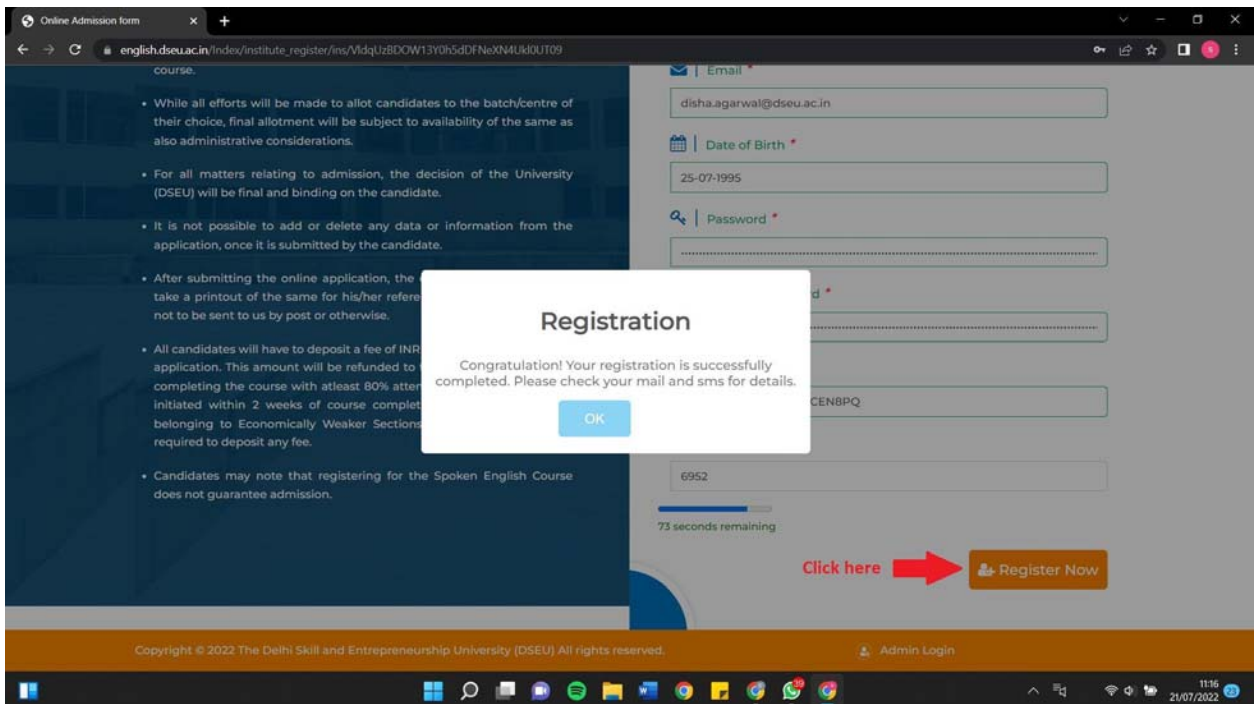
Step 3: Fill the OTP received on your mobile number/email ID and click on **Register Now button.**

स्टेप 3: अपने मोबाइल नंबर/ईमेल आईडी पर प्राप्त ओटीपी भरें और रजिस्टर नाउ बटन पर क्लिक करें।



Step 4: After clicking on the **Register Now** button, you will receive this message confirming successful registration on your screen.

स्टेप 4: अभी रजिस्टर करें बटन पर क्लिक करने के बाद, आपको अपनी स्क्रीन पर सफल रजिस्ट्रेशन की पुष्टि करने वाला यह संदेश प्राप्त होगा।



Step 5: Login

- Click on the **Login** button on the top right corner of the web-page.
- Fill in your registered mobile number, password, and captcha.
- Then click on the **Login** button.

स्टेप 5: लॉगिन

- वेब पेज के ऊपरी दाएं कोने में लॉगिन बटन पर क्लिक करें।
- अपना रजिस्टर्ड मोबाइल नंबर, पासवर्ड और कैप्चा भरें।
- इसके बाद लॉगिन बटन पर क्लिक करें।

Online Admission form

english.dseu.ac.in/index/institute_login/ins/YldqUz8DOW13Y0K5dDFNeXN4Uk0UT09/program_code/

DSEU Delhi Skill and Entrepreneurship University
Govt. of NCT of Delhi

Helpline No : 1800-309-3209
Email ID : spokenenglishcourse@dseu.ac.in

GENERAL INSTRUCTIONS:

The Candidates applying online may-

- Applications for admission must be submitted online only, on this website portal.
- The last date for making online fee payment and submitting the online application is 20.08.2022 (11:59 PM), after which the system will not accept any applications.
- Candidates are advised to keep all required details and attachments (in specified sizes only) ready before proceeding to fill the application and/or make online fee payment prior to submission.
- Upon successful submission of the application, the candidate will receive an auto-generated acknowledgement email within 24 hours.
- It is the sole responsibility of the candidate to ensure that all the


Applicant Login

Successfully Registered

Mobile*
7290096080

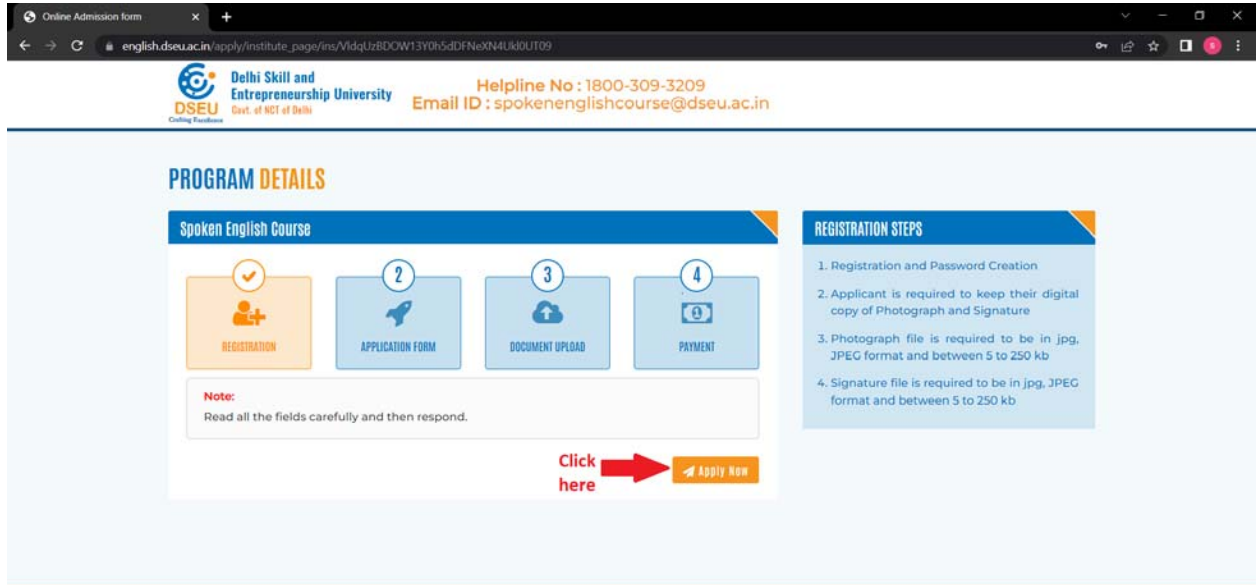
Password*
.....

Captcha*
S U X T 5

Forgot Password? **Click here**  **Login**

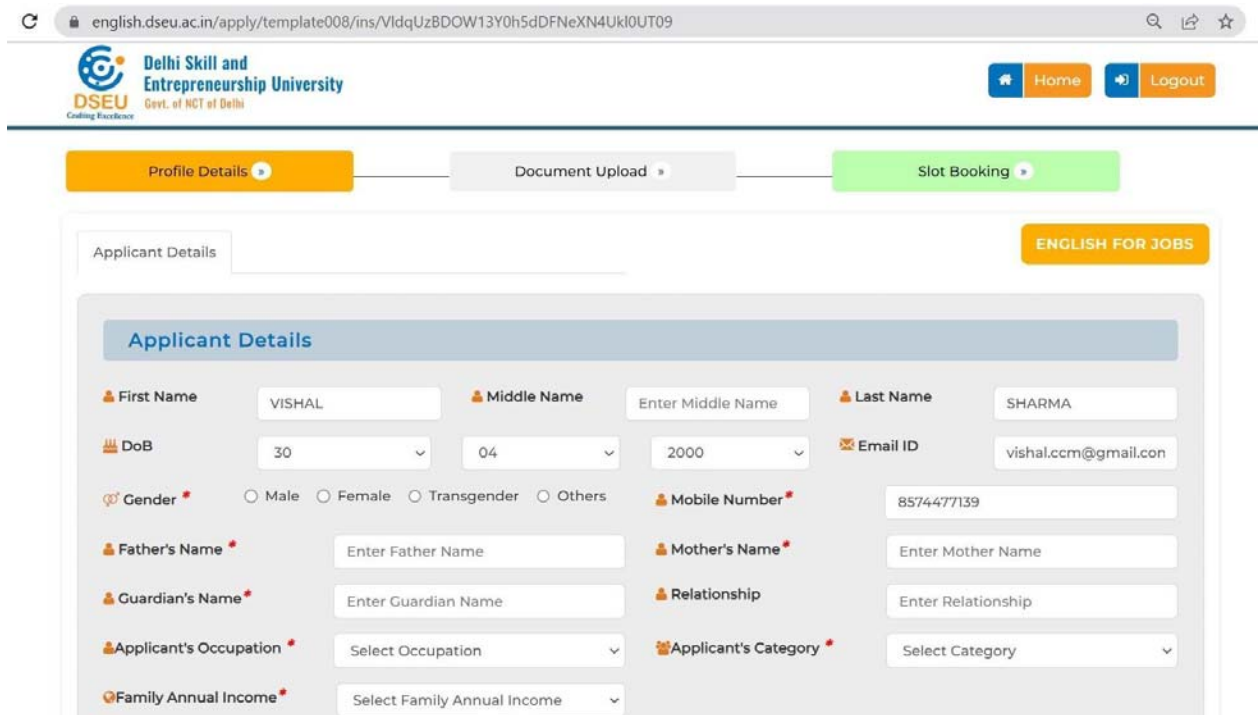
Step 6: Click on the **Apply Now** button to proceed.

स्टेप 6: आगे बढ़ने के लिए अप्लाई नाउ बटन पर क्लिक करें।



Step 7: Fill-in all your personal details, to proceed further click on **Save & Next** button.

स्टेप 7: सभी डिटेल्स भरें, आगे बढ़ने के लिए सेव और नेक्स्ट बटन पर क्लिक करें।



Step 8: Fill-in details of your class VIIIth & Xth, then click on the Save & Next button.

स्टेप 8: अपनी आठवीं और दसवीं कक्षा का डिटेल्स भरें और सेव और नेक्स्ट बटन पर क्लिक करें।

Present Address

Address Line 1 * 29/A Address Line 2 Dwarka

State/Union Territory * Goa District North Goa

Pin Code * 110022

Permanent Address

Permanent Address Is Same As Present Address

Address Line 1 * 29/A Address Line 2 Dwarka

State/Union Territory * Goa District North Goa

Pin Code * 110022

Other Information

1. Why do you want to join this Course? * Others

Other Details *

2. Do you have a Smart Phone ? * Yes

3. Which Smart phone do you have * Samsung

Save & Next >

Profile Details | Document Upload | Slot Booking

Applicant Details | Academic Details | Spoken English Course

Details of Class VIII

Board * BSE Odisha Month & Year of Passing * 07-1995

Type of School * Government RTE Quota Select RTE Quota

Last School Fee Paid (Annually) * 700 Result Type * Percentage

Obtained Marks * 250 Max Marks * 400

Percentage * 62.50

Please enter the marks of best 4 subjects

Details of Class X

Board Assam Higher Secondary Education Council Month & Year of Passing 03-2014

Type of School Government RTE Quota Select RTE Quota

Last School Fee Paid (Annually) 1000 Result Type GPA

GPA (out of 10) 8.9

Click here >

Save & Next >

Step 9: Check/tick all the boxes in the declaration, and click on the **Save & Next** button to proceed further.

स्टेप 9: डिक्लेरेशन में सभी बॉक्स चेक/टिक करें, और आगे बढ़ने के लिए सेव एंड नेक्स्ट बटन पर क्लिक करें।

Delhi Skill and Entrepreneurship University
DSEU Dept. of NCT of Delhi
Helpline No : 1800-309-3209
Email ID : spokenenglishcourse@dseu.ac.in

Profile Details | Document Upload | Slot Booking

Applicant Details | Academic Details | Declaration | Spoken English Course

Declaration

- 1. I have read the guidelines and I do hereby solemnly confirm that the information given by me, the statements made by documents uploaded with this application form are correct and true to best of my knowledge.
- 2. I agree to produce all the supporting documents required to verify any of the informations furnished by me in the form. I understand that the inability to produce original supporting documents will lead to automatic disqualification of my candidature.
- 3. I agree that if the information given by me in this application form is found to be false or misleading, my admission is liable to be cancelled at any point.
- 4. I hereby affirm that, if found guilty of causing any damage to the property, misconduct towards my peers, trainers and/ or indulging in any unacceptable activity, I will be liable for punishment and even expulsion from the course as stated by the higher authority.

[Previous](#) [Click here](#)

Save & Next

Step 10: Upload your passport size photograph and signature.

स्टेप 10: अपना पासपोर्ट आकार का फोटो और हस्ताक्षर अपलोड करें।

Delhi Skill and Entrepreneurship University
DSEU Dept. of NCT of Delhi
Helpline No : 1800-309-3209
Email ID : spokenenglishcourse@dseu.ac.in

Profile Details | Document Upload | Slot Booking

Spoken English Course

DOCUMENT DETAILS

Applicant's Photo * man-shirt-ti...8848999.jpg
File-Type: jpg, jpeg
File-Size: max size 250KB

Applicant's Signature * manual-sig...89794327.jpg
File-Type: jpg, jpeg
File-Size: max size 250KB

Save & Next [Click here](#)

Note: EWS Candidates will be required to upload their EWS Certificate on the same page.
नोट : ईडब्ल्यूएस उम्मीदवारों को उसी पेज पर अपना ईडब्ल्यूएस सर्टिफिकेट अपलोड करना होगा।

Profile Details | Document Upload | Slot Booking

Spoken English Course

DOCUMENT DETAILS

Applicant's Photo * man-shirt-tl...8848999.jpg
File-Type: jpg, jpeg
File-Size: max size 250KB

Applicant's Signature * manual-sig...89794327.jpg
File-Type: jpg, jpeg
File-Size: max size 250KB

Economically Weaker Section Certificate * EWS-certific...eformat.pdf
File-Type: PDF
File-Size: max size 300kb

Save & Next [Click here](#)

Step 11: Select the preferred centre from the **drop down** list to see the batches and the availability of seats.

स्टेप 11: बैच और सीटों की उपलब्धता देखने के लिए ड्रॉप डाउन सूची से पसंदीदा केंद्र का चयन करें।

Select your preferable centre and slot

Centre

[Click here](#) 

- Select Centre
- SBV, Rajgarh Colony
- Govt. (Co.Ed.) SSS, E Block, West Vinod Nagar
- C (Co.Ed.) SSS, Chilla Village, Mayur Vihar, Phase I
- CBSSS, Jafraabad Extn.
- SKV - E Block, Nand Nagri
- SKV, Timar Pur
- CCSSS, No.2, Shakti Nagar
- SBV, BT Block, Shalimar Bagh
- CBSSS, Badli
- SV, Sector B-4, Narela
- Govt. (Co.Ed.) SSS, Narang Colony, Tri Nagar**
- S (Co-Ed) V, Sultanpur Majra
- SKV, Block U, Mangolpuri
- Govt. (Co.Ed.) SV, Phase-III, Sec-21, Rohini
- SBV No.2, Tilak Nagar
- SKV, Block B, Janakpuri
- CBSSS, Rajouri Garden Extn.
- CCSSS No 1, Subhash nagar
- SKV, Moti Nagar

WEEKDAY	WEEKDAY	WEEKEND
 0/200 Monday Tuesday Wednesday Thursday Friday 3:00pm - 5:00pm	 0/200 Monday Tuesday Wednesday Thursday Friday 5:15pm - 7:15pm	 0/200 Saturday 3:00pm - 7:00pm, Sunday 9:00am - 3:00pm

Step 12: After selecting the centre, please book the batch suitable for you and move to the next step.

स्टेप 12: सेव एंड नेक्स्ट बटन पर क्लिक करने के बाद, आप दी गई सूची में से अपना पसंदीदा केंद्र और स्लॉट चुन सकते हैं।

Delhi Skill and Entrepreneurship University
DSEU Govt. of NCT of Delhi
Helpline No : 1800-309-3209
Email ID : spokenenglishcourse@dseu.ac.in

Select your preferable centre and slot

Centre
Select Centre Filter

Govt. (Co.Ed.) SSS, NARANG COLONY, TRI NAGAR
Delhi

WEEKDAY 0/200
Monday Tuesday
Wednesday
Thursday Friday
3:00pm - 5:00pm

WEEKDAY 0/200
Monday Tuesday
Wednesday
Thursday Friday
9:30am - 11:30am

WEEKEND 0/200
Saturday 3:00pm - 7:00pm, Sunday 9:00am - 3:00pm

Click on the preferred batch

Step 13: Carefully check and confirm your centre details, then click on the Submit button.

स्टेप 13: अपने केंद्र के विवरण को ध्यान से देखें और पुष्टि करें, फिर सबमिट बटन पर क्लिक करें।

Delhi Skill and Entrepreneurship University
DSEU Govt. of NCT of Delhi
Helpline No : 1800-309-3209
Email ID : spokenenglishcourse@dseu.ac.in

Centre and Time Confirmation

Slot Details
Saturday 3:00pm - 7:00pm, Sunday 9:00am - 3:00pm

Centre Name
Govt. (Co.Ed.) SSS, Narang Colony, Tri Nagar

Payment Amount
Rs.950/-

Submit

Click here

Please check the slot, date and time before submitting.
After slot submission it will redirect to payment gateway page.

Step 14: Select your additional slot/ batch preferences (in case first preference is not available due to any unavoidable circumstance) and click on the **Save & Next** button.

स्टेप 14: अपनी अतिरिक्त स्लॉट/बैच प्रेफरेन्स चुनें (यदि किसी (अपरिहार्य) परिस्थिति के कारण पहली प्रेफरेन्स उपलब्ध नहीं है) और सेव एंड नेक्स्ट बटन पर क्लिक करें।

DSEU Delhi Skill and Entrepreneurship University
Govt. of NCT of Delhi
Helpline No : 1800-309-3209
Email ID : spokenenglishcourse@dseu.ac.in

Note:
Kindly provide your second and third centre preference for the course.
This will be required to allocate the centre in case your first preference is not available due to any unavoidable circumstances.

Slot Preference1 GGSSS, No.2, Shakti Nagar	Slot Timing1 Saturday 3:00pm - 7:00pm, Sunday 9:00am - 3:00pm
Slot Preference2 SBV, BT Block, Shalimar Bagh	Slot Timing2 Monday Tuesday Wednesday Thursday Friday 3:00pm - 5:00pm

Save & Next > **Click here**

Step 15: Check and confirm your preferences, then click on the **Save** button to submit your preferences.

स्टेप 15: अपनी प्राथमिकताओं की जाँच करें और पुष्टि करें, फिर अपनी प्रेफरेन्स सबमिट करने के लिए सेव बटन पर क्लिक करें।

DSEU Delhi Skill and Entrepreneurship University
Govt. of NCT of Delhi
Helpline No : 1800-309-3209
Email ID : spokenenglishcourse@dseu.ac.in

Note:
Kindly provide your second and third centre preference for the course.
This will be required to allocate the centre in case your first preference is not available due to any unavoidable circumstances.

Slot Preference1 GGSSS, No.2, Shakti Nagar	Slot Timing1 Sunday 9:00am - 3:00pm
Slot Preference2 SBV, BT Block, Shalimar Bagh	Slot Timing2 Monday Tuesday Wednesday Thursday Friday 3:00pm - 5:00pm

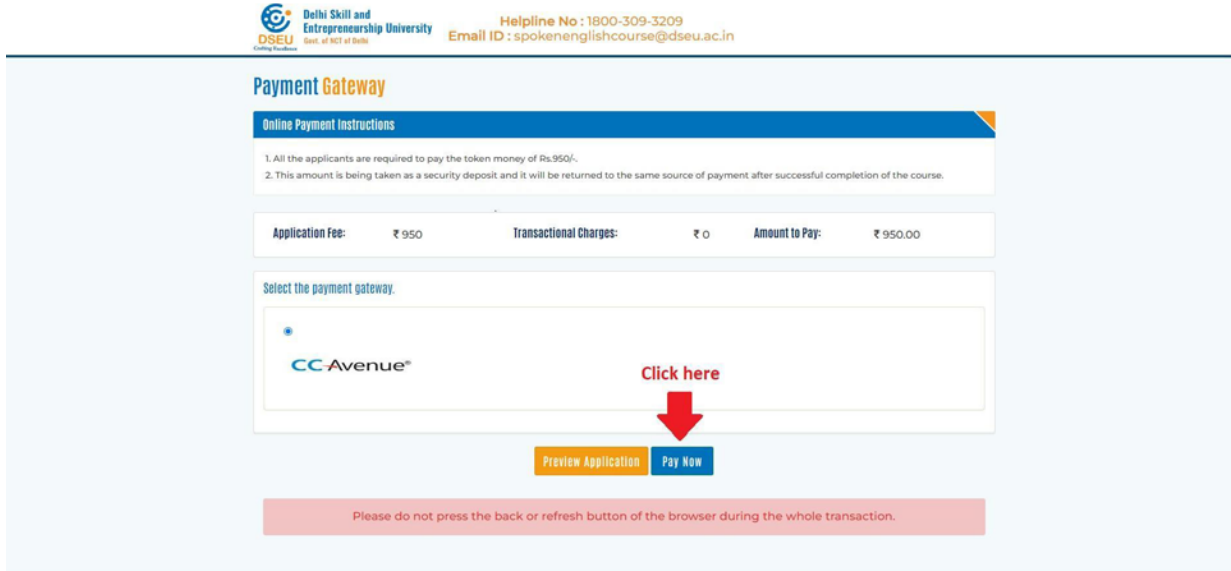
Are you sure?
You want to Save the Preference!

No, cancel **Yes, save it!**

Click here

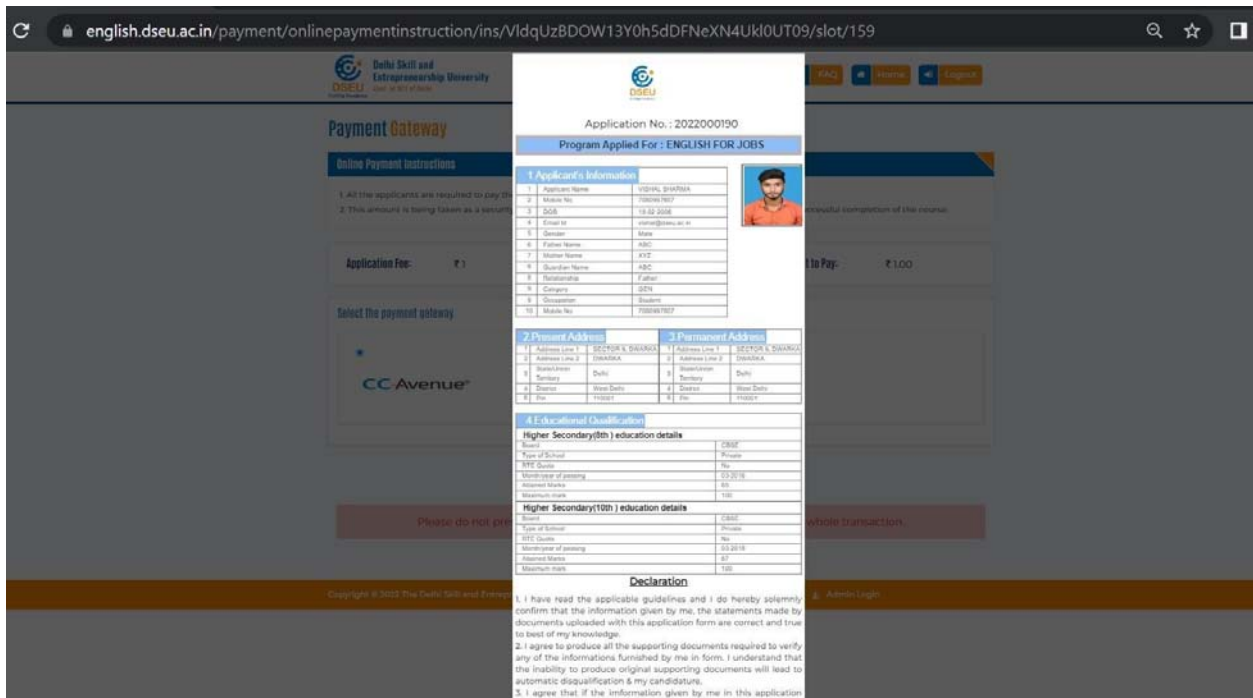
Step 16: Clicking on **Pay Now** button to proceed to the payment gateway.

स्टेप 16: पेमेंट गेटवे पर जाने के लिए सेव एंड नेक्स्ट बटन पर क्लिक करने के बाद ।



Note: You can also view your Application form by clicking on the **Preview Application** button before moving on to the next step.

नोट: आप प्रीव्यू एप्लिकेशन बटन पर क्लिक करके अपने आवेदन पत्र का देख भी कर सकते हैं ।



Step 17: After clicking on the **Pay Now** button you will be directed to the fee payment page.

स्टेप 17: अब पे नाउ बटन पर क्लिक करने के बाद आपको शुल्क भुगतान पेज पर निर्देशित किया जाएगा ।

The screenshot displays the payment interface for Delhi Skill and Entrepreneurship University. It features a 'Billing Information' section with input fields for Name, Address, Zip Code, City, State, Country, Mobile Number, and Email. To the right, an 'ORDER DETAILS' table lists the order number (ENGLISHSEU221137), order amount (1.00), convenience fee (0.00), tax (0.00), and total amount (INR 1.00). The 'Payment Information' section offers various payment methods: Credit Card (with RuPay and VISA logos), Debit Cards, Net Banking, Paytm, Wallet, and UPI. It includes a 'Card Number' field, 'Expiry Date' (Month and Year), and 'CVV' field. A green 'Make Payment' button is visible, along with a 'Cancel' button. The page is powered by secure.ccavenue.com.


Step 18: After successful payment you will be redirected to the Payment Status page, you can click on the **Print Application** button to preview the application.

स्टेप 18: सफल भुगतान के बाद आपको पेमेंट स्टेटस पेज पर पुनः निर्देशित किया जाएगा, आप एप्लीकेशन का प्रीव्यू करने के लिए प्रिंट अप्लिकेशन बटन पर क्लिक कर सकते हैं।


The screenshot shows the 'Online Payment Status' page. It displays a successful payment confirmation with the status 'SUCCESS' and the transaction ID '220288423819'. A message reads 'Thank you Your Application Form Submitted Successfully'. A green 'Print Application' button is highlighted with a red arrow, and a red 'Click here' link is provided. At the bottom, there is a link to 'Click Here to go back to the home page.'

Step 19: Print preview of the application submitted (Page 1 & 2).

स्टेप 19: जमा किए गए अप्लिकेशन का प्रिंट प्रीव्यू (पेज 1 और 2)।



Delhi Skill and Entrepreneurship University
Government of NCT Delhi



Spoken English Course

Application No. : STC20223

1. Applicant's Information

1	Applicant's Name	LATA KUMAR
2	Date of Birth (DD-MM-YYYY)	24-03-2004
3	Email ID	eashani.malhotra@dseu.ac.in
4	Gender	Female
5	Father's Name	Dharmendra
6	Mother's Name	Asha
7	Guardian's Name	Easha
8	Relationship	Aunt
9	Category	EWS
10	Mobile Number	9971506115
11	Occupation	Home-maker

2. Present Address		3. Permanent Address			
1	Address Line 1	fakhr gall	1	Address Line 1	fakhr gall
2	Address Line 2	talkaotra	2	Address Line 2	talkaotra
5	State/Union Territory	Andhra Pradesh	5	State/Union Territory	Andhra Pradesh
4	District	Khammam	4	District	Khammam
6	Pin Code	112233	6	Pin Code	112233

4. Other Information

Why do you want to join this Course ?	For speaking fluent English
Do you have a Smart Phone ?	No

5. Academic Information

Details of Class VIII

Board	BSE
Mark Type	GPA
Month & Year of Passing	07-1995
Type of School	International
RTE Quota	
Last School Fee Paid (Annually)	Rs.11111/-

6. Slot Details

Center Name	SBV, Baggh Colony
Slot Timing	Monday Tuesday Wednesday Thursday Friday 9:15pm - 7:15pm

7. Centre Preference

Preference	Institute Name	Slot Timing
1	SBV, Baggh Colony	Saturday 9:00am - 7:00pm, Sunday 9:00am - 3:00pm
2	Govt. (Co. Ed.) 555, E Block, West Vinod Nagar	Monday Tuesday Wednesday Thursday Friday 3:00pm - 5:00pm

8. Payment Details

Transaction Amount	0.00
Transaction Date	
Transaction ID	


Declaration

1. I have read the applicable guidelines and I do hereby solemnly confirm that the information given by me, the statements made documents uploaded with this application form are correct and true to best of my knowledge.

2. I agree to produce all the supporting documents required to verify any of the informations furnished by me in form. I understand that the inability to produce original supporting documents will lead to automatic disqualification & my candidature.

3. I agree that if the information given by me in this application form is found to be false or misleading, my admission is liable to be cancelled at any point.

4. I hereby affirm that, if found guilty of causing any damage to the property, misconduct towards my peers, trainers and/or indulging in any unacceptable activity, I will be liable for punishment and even expulsion from the Course as stated by the Higher Authority.



Candidate's Signature